

NORTH PENN SCHOOL DISTRICT



BUDGET 2023-2024

North Penn School District
401 East Hancock Street
Lansdale, PA 19446
www.npenn.org




Table of Contents

EXECUTIVE SUMMARY	1
2023-2024 BUDGET EXECUTIVE SUMMARY	5
<i>Organizational Section</i>	5
Budget presentation	5
Mission Statement, Vision, Core Values, and Goals	6
Budget process & timeline.....	8
District facilities and capital improvements.....	9
Educational community	10
<i>Financial Section</i>	11
Budget summary for all funds.....	11
General Fund overview	12
Capital Projects Fund overview.....	18
School Nutrition Fund overview	18
Extended School Care Fund overview.....	18
Community Education Fund overview	18
Internal Service Fund overview	18
Budget forecast.....	19
<i>Informational Section</i>	21
Student enrollment.....	21
Personnel resources.....	22
Change in debt.....	22
Countywide benchmarking data	23
Acknowledgements	25
ORGANIZATIONAL SECTION	26
Legal autonomy and fiscal independence.....	27
Level of education provided	27
Geographic area served	27
District facilities	30
Governance structure	31
Organization chart	32
Mission statement, vision, core values, and goals.....	33
Significant laws affecting budget and fiscal administration.....	34
Budget development	35
COVID-19 budget impact	36
Financial reporting and accounting structure.....	37
Revenue sources	40
Expenditure codes	45
FINANCIAL SECTION	50
Summary of all funds	51
General Fund	54
General Fund revenues.....	54
General Fund expenditures	57
General Fund budget forecast	64
Capital Projects Fund	66
School Nutrition Fund	77
Extended School Care Fund	79
Community Education Fund	80
Internal Service Fund	81
Debt limit and remaining borrowing capacity	82
General obligation bonds and notes.....	83
Other post-employment benefits other than pensions (OPEB).....	85

Fund balance designations86

INFORMATIONAL SECTION..... 87

Current real estate tax88
Homestead/farmstead reduction90
Top ten largest real estate tax payers.....92
Other local revenue sources92
Enrollment projections93
Projected 2023-2024 student enrollment94
Personnel distribution reports.....95
General obligation bonds and notes.....96
School nutrition and performance measurement data98
Future Ready PA Index.....100
North Penn School District Designated Best Community For Music Education119
North Penn School District Receives National Award for Commitment to Student Health, Environment.....120
York Avenue Elementary Teacher Wins VFW Teacher of the Year Award.....121
Glossary122



ASSOCIATION OF
SCHOOL BUSINESS OFFICIALS
INTERNATIONAL

This Meritorious Budget Award is presented to

NORTH PENN SCHOOL DISTRICT

for excellence in the preparation and issuance of its budget
for the Fiscal Year 2022-2023.

The budget adheres to the principles and standards
of ASBO International's Meritorious Budget Award criteria.





John Hutchison
President


Siobhán McMahon, CAE
Chief Operations Officer/
Interim Executive Director



Executive Summary



North Penn School District
Fiscal Year 2023-2024
401 East Hancock Street
Lansdale, PA 19446
Dr. Todd M. Bauer, Superintendent

Board of School Directors



Martina (Tina) Stoll	President
Christian Fusco	Vice President
Dr. Elisha Gee	Member
Jonathan Kassa	Member
Dr. Wanda Lewis-Campbell	Member
Timothy MacBain	Member
Juliane Ramic	Member
Al Roesch	Member
Cathy Wesley	Member

Stephen Skrocki
Ronald Linke

Secretary (non-voting)
Treasurer (non-voting)

Board of Directors Committee Assignments

Facilities & Operations Committee

Cathy Wesley – Chair
Jonathan Kassa – Vice Chair
Juliane Ramic
Martina (Tina) Stoll

North Montco TCC-JOC

Dr. Wanda Lewis-Campbell
Timothy MacBain
Al Roesch

Personnel Committee

Christian Fusco
Dr. Elisha Gee
Jonathan Kassa
Martina (Tina) Stoll

North Penn School District Educational Foundation

Juliane Ramic

Finance Committee

Committee of the Whole
Christian Fusco – Chair
Al Roesch – Vice Chair

Montgomery County Intermediate Unit

Juliane Ramic

Education / Curriculum / Instruction Committee

Dr. Elisha Gee – Chair
Christina Fusco
Dr. Wanda Lewis-Campbell
Tim MacBain

Policy Committee

Al Roesch – Chair
Christian Fusco
Martina (Tina) Stoll

Safe Schools Committee

Jonathan Kassa – Chair
Dr. Wanda Lewis-Campbell
Cathy Wesley

Consultants & Advisors

Independent Auditors

Zelekofske Axelrod LLC
2370 York Road, Suite A5
Jamison, PA 18929

Legal Counsel - Assessments

Appeals/Construction
Rudolph Clark, LLC
Neshaminy Interplex, Suite 200
Trevose, PA 19053

Financial Advisor

Public Financial Management
One Keystone Plaza, Suite 300
Front & Market Streets
Harrisburg, PA 17101

Legal Counsel – General

Wisler Pearlstine, LLP
460 Norristown Rd, Suite 110
Blue Bell, PA 19422



Central Office Administration

Dr. Todd M. Bauer
Superintendent of Schools

Dr. D’Ana Waters
Assistant Superintendent

Stephen Skrocki
Chief Financial Officer

Dr. Pamula Hart
Director of Curriculum & Equity

Dr. Michael McKenna
Director of Elementary Education

Megan McGee
Director of Special Education

Thomas Schneider
Director of Facilities & Operations

A. Peter Nicholson
Administrator of Sec. Ed. & Renovations

Dr. Mia Kim
Director of Human Resources

Dr. Kristen Landis
Director of Technology

Christine Liberaski
Director of School & Community Engagement

Buildings



A.M. Kulp Elementary
801 Cowpath Road
Hatfield, PA 19440
Principal: Dr. Sara Rattigan



Bridle Path Elementary
200 Bridle Path Road
Lansdale, PA 19446
Principal: Heather Mann



General Nash Elementary
1560 Liberty Bell Drive
Harleysville, PA 19438
Principal: Dr. William Bowen



Gwyn-Nor Elementary
139 Hancock Road
North Wales, PA 19454
Principal: Matthew Edwards



Gwynedd Square Elementary
1641 Supplee Road
Lansdale, PA 19446
Principal: Jason Bashaw



Hatfield Elementary
1701 Fairgrounds Road
Hatfield, PA 19440
Principal: Rita Whalen



Inglewood Elementary
1313 Allentown Road
Lansdale, PA 19446
Principal: Stephanie Hannah



Knapp Elementary
698 Knapp Road
Lansdale, PA 19446
Principal: Jennifer Sicinski



Montgomery Elementary
1221 Stump Road
North Wales, PA 19454
Principal: Dr. Marie Kim



North Wales Elementary
201 Summit Street
North Wales, PA 19454
Principal: Dana Kenney



Oak Park
500 Squirrel Lane
Lansdale, PA 19446
Principal: Jonathan Winkle



Walton Farm Elementary
1610 Allentown Road
Lansdale, PA 19446
Principal: Daniel Mina



York Avenue Elementary
700 York Avenue
Lansdale, PA 19446
Principal: Dipa Richardson

Buildings (continued)



Pennbrook
1201 North Wales Road
North Wales, PA 19454
Principal: Vacant
Assistant Principal:
Daniel Grunmeier



Penndale
400 Penn Street
Lansdale, PA 19446
Principal: Stefan Muller
Assistant Principals:
Dr. Marjorie Diegue
Leaz Metelus



Pennfield
726 Forty Foot Road
Hatfield, PA 19440
Principal: Dr. Sean O'Sullivan
Assistant Principal:
Annie-Laurie Robbins



North Penn High School
1340 Valley Forge Road
Lansdale, PA 19446
Principal: Kyle Hassler
Assistant Principals:
Dr. William Carlin
Tomorrow Jenkins
Amy Lin
Megan Shoppe
Nicholas Taylor
Kenneth Bui



Northbridge School
2374 North Penn Road
Hatfield, PA 19440
Principal: Neil Broxterman



We are....

North Penn School District

Dr. Todd M. Bauer, Superintendent

401 East Hancock Street | Lansdale, PA 19446 | 215-368-0400

www.npenn.org

November 30, 2023

Board of School Directors
North Penn School District
401 East Hancock St
Lansdale, PA 19446

Dear School Directors:

The 2023-2024 fiscal year budget for the North Penn School District is presented herein. The Superintendent, Chief Financial Officer, and the Assistant Director of Business Administration assume responsibility for the data accuracy and completeness. This budget presents the District's financial and operational plan along with all necessary disclosures.

2023-2024 Budget Executive Summary Organizational Section

Budget presentation

The North Penn School District strategically budgets an annual spending plan in order to provide the best possible educational program for all students while prudently managing and allocating the District's resources. The development and consideration of the 2023-2024 Governmental, Enterprise, and Internal Service Fund budgets were completed with a detailed and thorough review of all revenue and expenditure line items while maintaining the integrity of the District's mission statement, goals, and fiscal policies. Budget information on each individual fund is provided in this document.

This budget presentation was prepared using the Association of School Business Officials International's (ASBO) Meritorious Budget Award (MBA) criteria and framework. The MBA is the highest form of recognition in school business budgeting and the administration is committed to presenting a high-quality budget document to you and to the community. This document will be submitted to ASBO in accordance with the approved timeline for their consideration of the award. The administration is pleased to create and distribute this budget to the Board of School Directors and to the North Penn community.

Mission Statement, Vision, Core Values, and Goals

Mission Statement	<p>The North Penn School District is an effective, innovative, student-centered community of teaching and learning where every student is empowered to:</p> <ul style="list-style-type: none">• Become an independent, adaptable, life-long learner who uses knowledge to create new understandings;• Exhibit creative, collaborative, and critical thinking;• Achieve at his or her highest potential;• Live as a positive, responsible, and contributing citizen of the global society; and• Develop a respect for diversity and appreciation of human differences.
Vision Statement	<p>The North Penn School District seeks to develop students who embody its universal values of achievement, kindness, collaboration, respect, responsibility, resilience, and integrity. Through an education that develops students both academically and emotionally, equitable opportunities, and a respect for human differences, North Penn will develop individuals who contribute meaningfully to their local and global communities.</p>

CORE VALUES

1. Visionary Leadership

- Contributing to the development of a quality organization by building the relationships necessary to create the conditions that:
- foster a high level of employee, student and community engagement;
- provide opportunities for employee decision-making;
- include a high level of visibility; and
- are characterized by leadership coaching.

2. High Expectations for Learning

- Cultivate an environment where every student is challenged to reach his or her highest potential, receives equitable access to learning, and where families, community members, and staff demonstrate the confidence to meet the needs of every child by using strategies that ensure high levels of achievement and address student differences.

3. People-Centered

- Empowers and equips students, staff, and community members to better serve, providing them with a healthful environment in which they continuously learn and embrace change, and solicit feedback to effectively understand and address the needs and concerns of students, staff, and the community.

4. Continuous Improvement

- Embraces ongoing efforts to improve services and outcomes resulting in positive change based upon feedback, and program assessment.

5. Partnerships and Teamwork

- Leverages the collective experiences and expertise of all members of the school community including students, parents, staff, and citizens to deliver the best for our students.

6. Strength in Diversity

- Recognizes the power in respecting, understanding, and celebrating human differences to build community, inspire ideas, develop shared experiences, and enrich the organization.

Mission Statement, Vision, Core Values, and Goals (continued)

<p>Goals</p>	<p>The 2022-2025 Comprehensive Plan Goals and Strategies outlined the following five goals, which drive decisions for the North Penn School District:</p> <ul style="list-style-type: none">• Increase opportunities for special education students by providing professional development on differentiation and universal design for learning through an equity lens, collaborate with inclusion facilitators to increase capacity for inclusive opportunities.• Improve the physical, emotional, and mental well-being and safety for students and staff by having all elementary teachers implement the morning meeting component of Responsive Classroom, offering professional development sessions for a book study, utilizing the “Dignity Framework for Educational Equity” to continue to develop school cultures, and to promote health, physical, emotional and social well-being via the wellness committee.• Further develop community partnerships for students by increasing local business and community partnerships to host internship opportunities and to strengthen relationships with organizations, businesses and social service agencies for mutual benefit and support.• Continue to create and update learning spaces by actively engaging all stakeholders in the process of analyzing and planning through ongoing communication regarding the process and various methods of engagement to garner feedback from the stakeholders.• Improve communications and engagement through a communications audit, ensure on-going, two-way communications throughout the District, provide enhanced strategies to support safe schools, and improve accessibility for all stakeholders. <p>The District’s Finance Committee’s budget goal is to develop an operating budget, including future year projections within the legal limits established by Pennsylvania Law and the Act 1 Index. The budget was prepared with careful consideration of the educational needs of students and the ability of the community to support those needs.</p>
---------------------	---

Budget process & timeline

The administration and Board of School Directors are committed to providing each child in the District with the best possible educational opportunity while maximizing the use of available resources. This consideration goes into the budget process each year as both parties attempt to balance these needs with the available local, state, and federal resources.

Normally, the annual budget process begins in September so that a preliminary budget can be presented and adopted in January/February. The base Act 1 index is published by the Pennsylvania Department of Education (PDE) and is the state mandated limit for tax increases (4.1% for 2023-2024) unless exceptions are utilized or voter approval is given to raise taxes above the index. If the Board of School Directors adopts a resolution that it will not need to raise taxes above the state mandated limit, the District can forgo the adoption of a preliminary budget.

The administration develops a timeline that works backwards from the final budget adoption date in June to the previous September. The following timeline by month summarizes the North Penn School District budget process:

Budget Timeline

September

- Act 1 Index and timeline published by PDE

November

- Building per pupil allocations are distributed
- District enrollment projections are calculated
- Adoption of board resolution not to raise taxes above the Act 1 index
- Final budget timeline is created

December

- Deadline to notify residents of homestead/farmstead exclusion
- Building and department budget requests are due to the business office
- Budget meetings held with department administrators

January

- Deadline to opt out of Act 1 exceptions
- Budget meetings are held with building administrators

February

- Deadline to adopt preliminary budget unless resolution not to exceed Act 1 index adopted
- Deadline for referendum exception request to PDE
- Deadline to submit primary election referendum question seeking voter approval of tax increase in excess of the Act 1 index

March

- Homestead/farmstead application deadline
- Deadline for PDE ruling on referendum exception request

May

- County provides certified homestead/farmstead information
- PDE provides property tax relief allocation information
- Board adoption of the proposed final budget
- Public notice of intent to adopt final budget
- Budget presented for public inspection

June

- Board adoption of the final budget

For the 2023-2024 budget, the Board of Directors adopted a resolution to not exceed the Act 1 tax limitations on November 17, 2022, and the proposed final budget on May 18, 2023. The final budget was adopted by the Board of Directors at the June 22, 2023 meeting. The district elected to pass a resolution to not exceed the Act 1 index for a third year in a row.

District facilities and capital improvements

The District has awarded a design contract for the renovation of the North Penn High School. The design process is anticipated to be complete during the 2023-2024 school year.

Educational community

The North Penn School District is a large suburban district of approximately 13,000 students located in southeastern Pennsylvania. The District encompasses 42.73 square miles including the municipalities of Upper Gwynedd Township, North Wales Borough, Hatfield Borough, Hatfield Township, Lansdale Borough, Towamencin Township, Montgomery Township, New Britain Township, and Hilltown Township. The 2020 census identifies the total population of the District as 105,455. Overall, the district has 7.18 % of its students qualifying for English Language Learner (ELL) services, with individual schools ranging as high as 26.69% ELL. Similarly, the number of economically disadvantaged students resulted in 36.95% of North Penn School District students, with individual schools ranging as high as 64.48 %. The District is fortunate to collaborate with many businesses and community organizations to provide additional supports and services for students.

North Penn School District
2023-2024 Budget

Financial Section

Budget summary for all funds

The following is a summary of the 2023-2024 budgets for each of the District’s funds. Budgeted revenues include resources from local, state, and federal sources and expenditures represent those resources allocated towards supporting the District’s programs and services. Enterprise Funds consist of the School Nutrition Services Fund, the Extended School Care Fund, and Community Education Fund. For the 2023-2024 budget year, the School Nutrition Service Fund, Extended School Care Fund, and Community Education Fund charge fees for services. The Internal Service Fund is used to account for self-insurance expenditures paid for at actual cost by the District.

Summary of All Funds

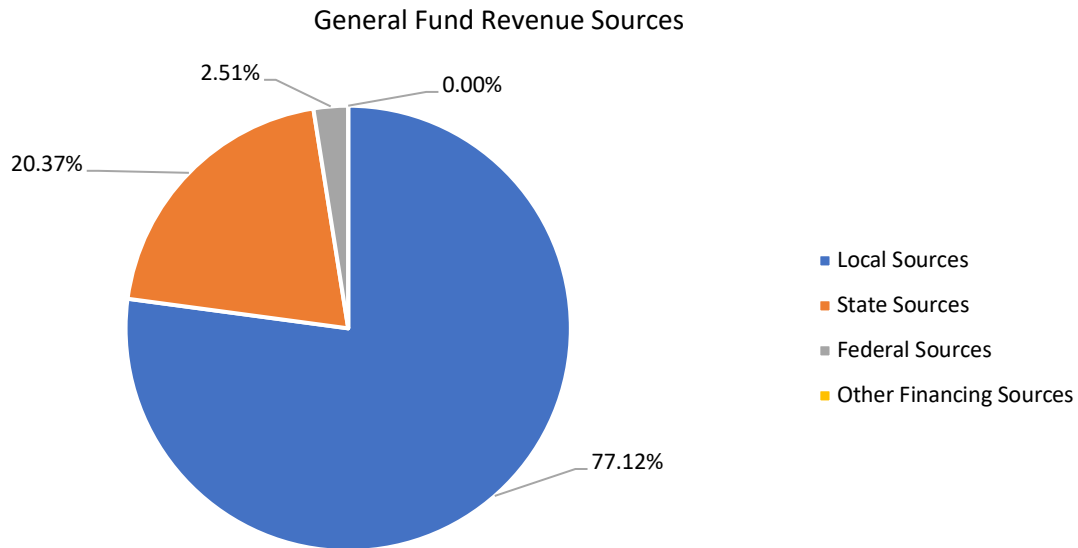
Fund	2022-2023 Budget	2023-2024 Budget	Budget Change FY 2023 to FY 2024	Percent Change FY 2023 to FY 2024
General Fund				
Beginning Fund Balance	\$ 48,543,887	\$ 43,476,676	\$ (5,067,211)	-10.44%
Revenues	295,318,938	311,386,612	16,067,674	5.44%
Expenditures	296,202,608	308,224,896	12,022,288	4.06%
Other Financing Sources/(Uses)	(4,183,541)	(3,993,797)	189,744	-4.54%
Net Change in Fund Balance*	(5,067,211)	(832,081)	4,235,130	-83.58%
Ending Fund Balance	\$ 43,476,676	\$ 42,644,595	(832,081)	-1.91%
Capital Projects Fund				
Beginning Fund Balance	\$ 8,854,615	\$ 8,163,156	\$ (691,459)	-7.81%
Revenues	125,000	420,000	295,000	236.00%
Expenditures	5,000,000	5,000,000	-	0.00%
Other Financing Sources/(Uses)	4,183,541	3,993,797	(189,744)	-4.54%
Net Change in Fund Balance	(691,459)	(586,203)	105,256	-15.22%
Ending Fund Balance	\$ 8,163,156	\$ 7,576,953	(586,203)	-7.18%
Enterprise Funds				
Beginning Fund Balance	\$ 5,802,213	\$ 5,419,068	\$ (383,145)	-6.60%
Revenues	8,520,982	9,574,884	1,053,902	12.37%
Expenditures	8,904,127	9,706,208	802,081	9.01%
Other Financing Sources/(Uses)	-	-	-	0.00%
Net Change in Fund Balance	(383,145)	(131,324)	251,821	-65.72%
Ending Fund Balance	\$ 5,419,068	\$ 5,287,744	(131,324)	-2.42%
Internal Service Fund				
Beginning Fund Balance	\$ 22,653,480	\$ 22,773,480	\$ 120,000	0.53%
Revenues	31,513,932	33,241,629	1,727,697	5.48%
Expenditures	31,393,932	32,963,629	1,569,697	5.00%
Other Financing Sources/(Uses)	-	-	-	0.00%
Net Change in Fund Balance	120,000	278,000	158,000	131.67%
Ending Fund Balance	\$ 22,773,480	\$ 23,051,480	278,000	1.22%
Total All Funds				
Beginning Fund Balance	\$ 85,854,195	\$ 79,832,380	\$ (6,021,815)	-7.01%
Revenues	335,478,852	354,623,125	19,144,273	5.71%
Expenditures	341,500,667	355,894,733	14,394,066	4.21%
Other Financing Sources/(Uses)	-	-	-	0.00%
Net Change in Fund Balance	(6,021,815)	(1,271,608)	4,750,207	-78.88%
Ending Fund Balance	\$ 79,832,380	\$ 78,560,772	(1,271,608)	-1.59%

North Penn School District
2023-2024 Budget

General Fund overview

Revenues

The General Fund of the District is funded from local, state, and federal sources of revenue. Local revenue is the largest source of revenue which accounts for 77.12% of the \$311,386,612 in total budgeted revenue for the 2023-2024 fiscal year. The remaining 22.8% of revenue budgeted is comprised of state subsidies and grants (20.37%) as well as federal grant funds (2.51%).



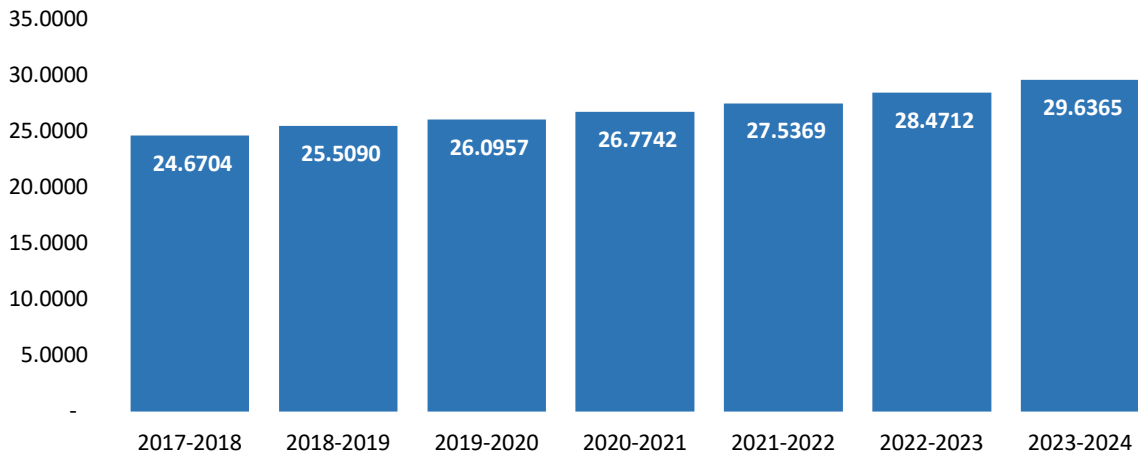
Local sources

The largest portion of local revenue is made up of current taxes on real estate. Local current real estate tax revenue is budgeted to be \$205,321,052 which is 85.5% of local revenues budgeted and 65.94% of total revenue sources budgeted. Current real estate tax revenue is budgeted \$9,922,140 higher than the previous year. The North Penn School District lies in Montgomery and Bucks Counties so there are two real estate tax bases that make up the real estate tax revenue. The assessed property values for Bucks County are \$2,870,106 and Montgomery County is \$7,352,665,583 for the 2023-2024 school year.

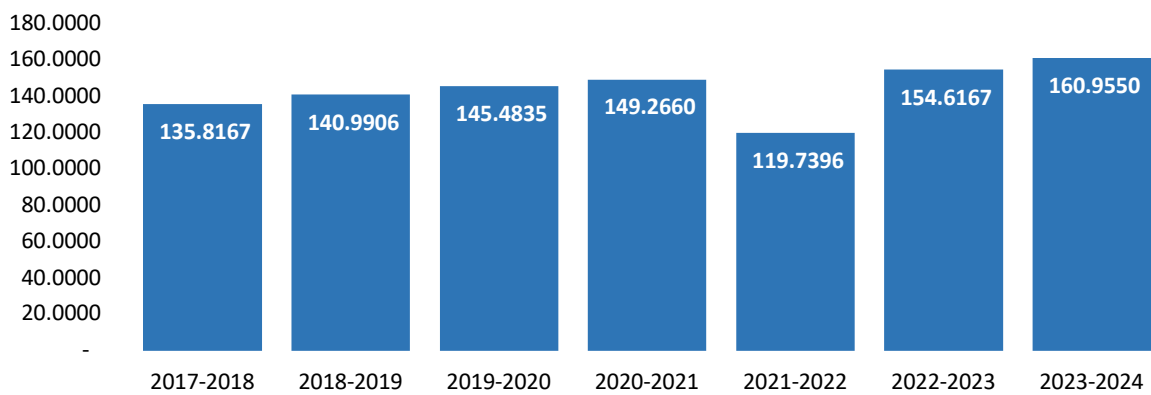
The 2023-2024 real estate tax rate required to fund the District’s programs and services for Bucks County is 160.9950 mills and for Montgomery County is 29.6365 mills.

North Penn School District
2023-2024 Budget

Montgomery County Millage Rate History



Bucks County Millage Rate History



*The proportionate share of assessed value between Bucks and Montgomery resulted in a lower rebalanced millage rate for Bucks County residents in the 2021-2022 school year.

IMPACT OF TAX INCREASES ON AVERAGE PROPERTY OWNER

	Assessment	2019-2020 Tax	2020-2021 Tax	2021-2022 Tax	2022-2023 Tax	2023-2024 Tax
Montgomery County	156,276	4,078.13	4,184.16	4,303.36	4,449.37	4,631.47
Bucks County	23,611	3,435.01	3,524.32	2,827.17	3,650.65	3,800.31

Montgomery County Millage Rate	26.0957	26.7742	27.5369	28.4712	29.6365
Bucks County Millage Rate	145.4835	149.2660	119.7396	154.6167	160.9550

North Penn School District
2023-2024 Budget

The second largest source of local revenue is from proportional tax assessments including earned income taxes (EIT) and real estate transfer taxes. Both of these taxes are collected at a rate of 50% of the total tax levy. The remaining 50% is received by the local municipality. The District anticipates collecting \$20.7 million in EIT and \$3.4 million in real estate transfer taxes. Other local sources of revenue include interim and delinquent payments on real estate taxes, earnings on investments, revenues from District activities, and other various sources.

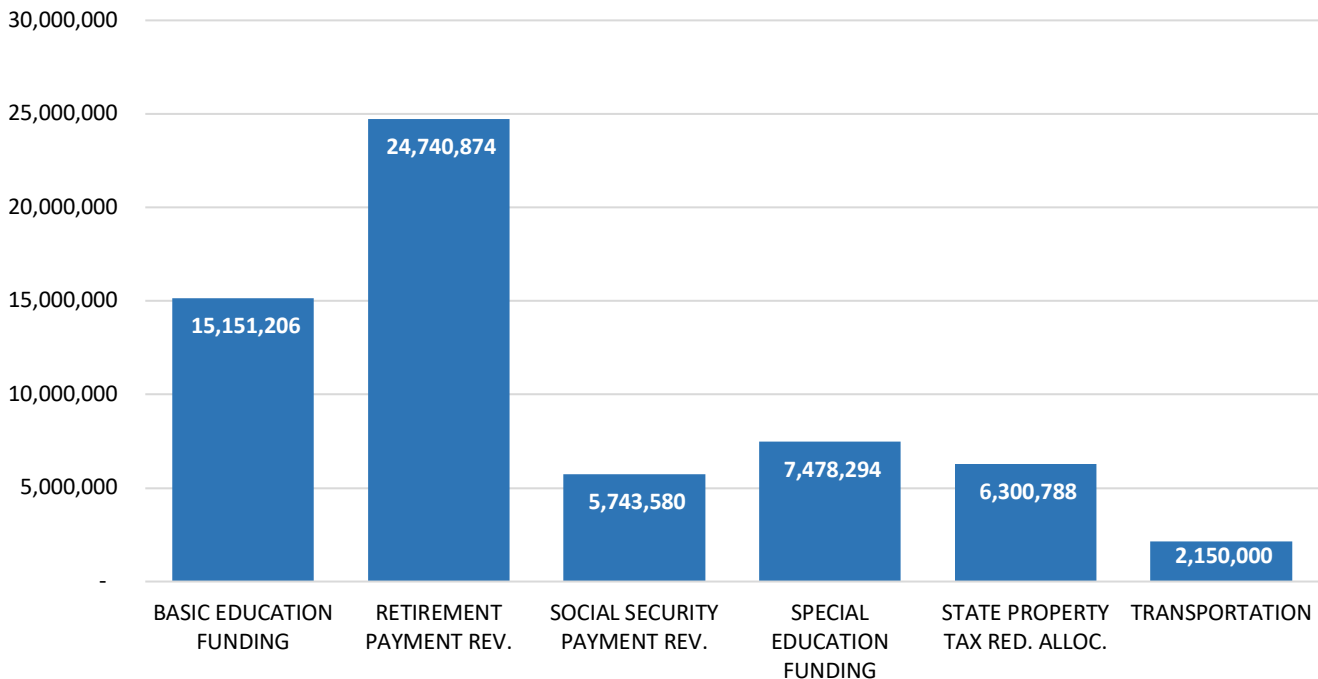
OTHER LOCAL REVENUE SOURCES

Revenue Sources	Actual 2019-2020	Actual 2020-2021	Actual 2021-2022	Budget 2022-2023	Budget 2023-2024
Interim Taxes	\$ 1,730,660	\$ 1,311,555	\$ 1,695,801	\$ 800,000	\$ 900,000
Earned Income Tax (EIT)	17,515,991	18,609,939	19,844,223	20,300,000	20,700,000
Real Estate Transfer Tax	2,995,545	3,973,742	5,819,150	3,600,000	3,400,000
Delinquent Real Estate Tax	1,516,873	2,177,236	2,762,410	2,000,000	1,500,000
Total	\$ 23,759,069	\$ 26,072,472	\$ 30,121,584	\$ 26,700,000	\$ 26,500,000

State sources

State sources comprise 20.37% of the total budget at \$63,427,744 which is an increase of \$3,495,148 from the 2022-2023 fiscal year. State sources include subsidies from basic education, special education, transportation, property tax reduction allocation, retirement, Social Security/Medicare subsidy, and rental (or building reimbursement) payments. The chart below shows the budgeted subsidy payments for the 2023-2024 school year.

Major State Revenue Sources



North Penn School District
2023-2024 Budget

The largest line item in state sources comes from the state’s share of retirement contributions. The state reimburses the District for one-half of its Public School Employees’ Retirement System (PSERS) retirement costs. For 2023-2024, the rate the District is required to pay into PSERS is 34.00% of qualifying earnings and in return the state reimburses one-half of this expenditure. This amount is \$24,740,874 which is a \$284,190 (1.14%) decrease from the previous year. This decrease is attributed to a decrease in the contribution rate of 35.26% from the prior year. The state also reimburses the District for one-half of the Social Security and Medicare taxes which in 2023-2024 equates to \$5,743,580.

The District also receives money from the state to offset property taxes from Act 1 of 2006. These funds are collected by the state through gaming revenues and other tax programs which are then distributed to school districts to pass on as a tax reduction to approved homestead and farmstead properties to reduce property taxes. This allocation for the 2023-2024 school year is \$6,300,788 which equates to a tax reduction of \$264.53 for each eligible property.

Federal sources

Revenue from federal sources is comprised of grant money for specific programs. The District receives money for the following programs:

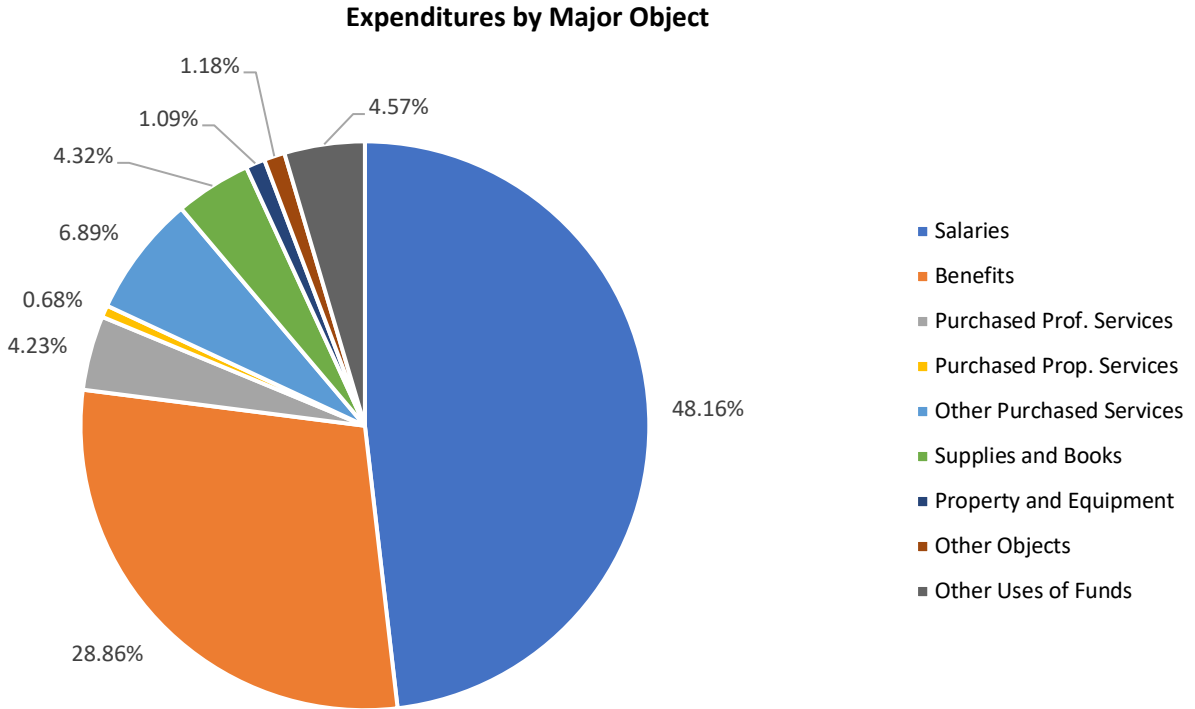


The District also receives funding through the School-Based ACCESS Medicaid Program which provides reimbursement for eligible health care service costs.

North Penn School District
2023-2024 Budget

Expenditures

For the 2023-2024 school year, budgeted expenditures in the General Fund are \$312,218,693 which is an increase of \$11,832,544 (3.94%) from 2022-2023. The following chart compares these expenditures by category:



Expenditure analysis

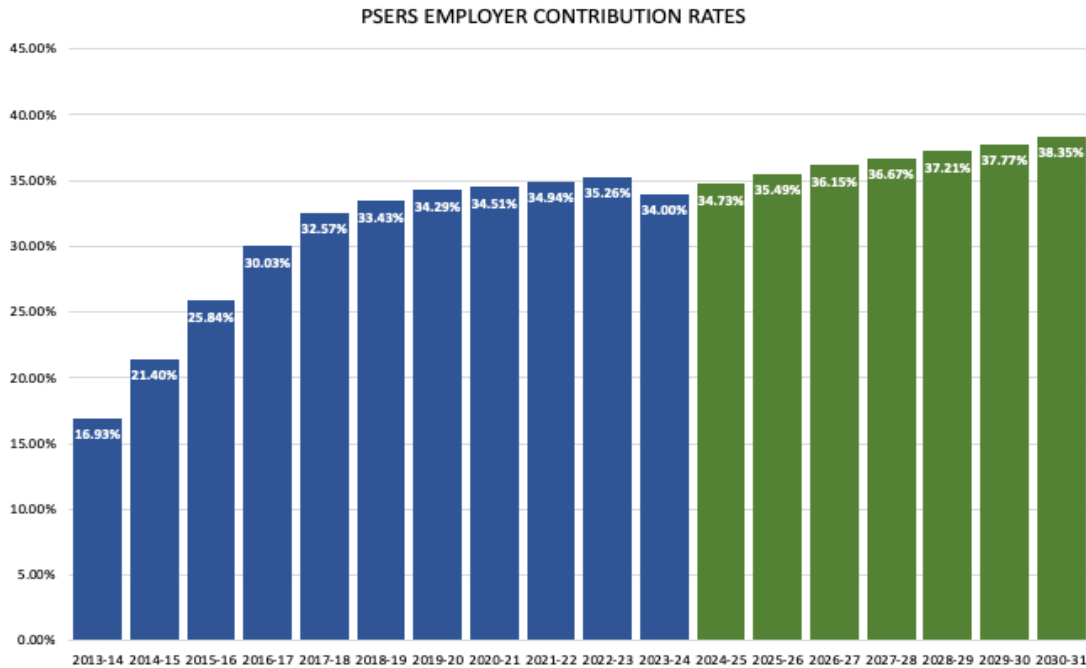
Mandated costs are a significant challenging aspect of budgeting. Providing mandated special education services to eligible students is a financial challenge to the District. School districts have limited flexibility in controlling these costs, for example, when students require special education services, such as private placements or transportation, the district must absorb the cost. The District’s special education population has been increasing each year resulting in a corresponding increase in costs. State subsidies are estimated to cover only 13.88% of the budgeted special education costs.

Another budget challenge is to accurately forecast healthcare costs. These costs typically fluctuate from year to year depending on the health of the employees and covered dependents. The District is self-insured and accounts for this activity in its Internal Service Fund.

Charter school tuition rates are another challenging aspect to the budgeting process. Charter school tuition rates are calculated based on the District’s budget, rather than each charter school’s actual costs. Cyber charter schools that have no building costs receive the same tuition rate as brick-and-mortar charter schools. Charter school funding reform will be necessary to make costs sustainable for school districts.

North Penn School District
2023-2024 Budget

Additionally, the North Penn School District, as well as the other 499 public school districts in the Commonwealth, are required to contribute to the Public School Employees’ Retirement System (PSERS). The District is required to pay a defined contribution amount towards employee pensions each year to PSERS. For the 2023-2024 school year, this amount is 34.00% which means that for each \$1 in eligible salaries the District must contribute 34 cents to PSERS. The chart below shows the historical, current, and projected PSERS contribution rates:



Source: Public School Employees Retirement System

The following table shows the budgeted expenditures by object (major category) for 2023-2024 along with the dollar and percentage changes from the 2022-2023 budget.

General Fund Change in Expenditures Objects

Expenditure	Budget 2022-2023	Budget 2023-2024	Dollar change	Percent change
Salaries	\$ 145,288,272	\$ 150,376,794	\$ 5,088,522	3.50%
Benefits	86,902,236	90,114,045	3,211,809	3.70%
Purchased prof. services	12,812,112	13,210,255	398,143	3.11%
Purchased prop. services	1,947,946	2,120,140	172,194	8.84%
Other purchased services	20,670,546	21,516,153	845,607	4.09%
Supplies and books	11,946,412	13,501,721	1,555,309	13.02%
Property and equipment	2,777,500	3,418,250	640,750	23.07%
Other objects	4,057,584	3,688,538	(369,046)	-9.10%
Other uses of funds	13,983,541	14,272,797	289,256	2.07%
Total	\$ 300,386,149	\$ 312,218,693	\$ 11,832,544	3.94%

North Penn School District 2023-2024 Budget

Along with the PSERS contribution, the other major items impacting the expenditure budget are as follows:

- Salaries & benefits – salaries and related benefits have increased by 3.57%.
- Other purchased services – Increase in the tuition rate charged by the North Montco Technical School of approximately \$222,000.
- Supplies and books – Adoption of new curricular resources of approximately \$1.5 million
- Property and equipment – Purchase of new replacement student devices and staff devices

The net increase in these major items totals approximately \$11.2 million.

Capital Projects Fund overview

The capital projects funds are comprised of the Capital Reserve Fund and any capital funds where bond proceeds are deposited to use for construction projects. For the 2023-2024, there is a projected beginning fund balance of \$8,163,156 in bond and capital reserve funds available. The District has substantially completed the renovations of Knapp Elementary School and has completed the construction of the Healthcare Center. The District has issued a design contract for the renovation of the North Penn High School.

School Nutrition Fund overview



For the 2023-2024 school year, the District's School Nutrition fund is budgeting revenues of \$7,073,526. Local revenues, which are comprised of sales to students and staff, are budgeted to increase by \$71,339 (2.96%). State and federal revenues are budgeted to increase by \$1,284,203 (38.79%) due to the governor's budget proposal. The proposed state budget includes universal school breakfast to be funded by the Commonwealth.

The expenditure budget of \$7,301,478 is an increase of \$1,178,426 (19.25%) over the previous year. Approximately \$630,000 is related to increase costs in food and supplies.

Extended School Care Fund overview

The North Penn Extended Care program provides an affordable before and after school program for elementary aged students in a safe environment, in which students' social, emotional and physical development is enhanced through fun, creative and challenging activities as a natural extension of the students' day. During the 2022-2023 school year, the Extended Care Program had an enrollment of 621 students.

Community Education Fund overview

The District's Community Education Program has provided affordable life-long learning opportunities for over 50 years. The program offers "Gold Carders" (residents 60 and older) programs for free or at a reduced rate.

The philosophy of the Community Education Program has been to support district needs, when financially possible, in areas that support community engagement and community use of our resources.

Internal Service Fund overview

The North Penn School District is self-insured which means all medical, prescription, dental, and vision claims are paid at the actual cost by the District. The Internal Service Fund is used to account for these expenditures on a cost reimbursement basis. For the 2023-2024 school year, budgeted revenues (which include transfers from the General

North Penn School District
2023-2024 Budget

Fund from both employer and employee cost sharing and interest revenue), are \$33,241,629 and expenditures (the cost of claims) are \$32,963,629.

Budget forecast

The following budget forecast shows the estimated budget for all North Penn School District funds through the 2026-2027 school year:

	2023/2024 Final Budget	2024/2025 Projection	2025/2026 Projection	2026/2027 Projection
GENERAL FUND				
Total Revenues	\$ 311,386,612	\$ 321,411,410	\$ 334,873,749	\$ 348,132,178
Total Expenses	\$ 308,224,896	\$ 319,620,947	\$ 330,856,072	\$ 339,417,862
Other Financing Sources/(Uses)	\$ (3,993,797)	\$ (3,994,884)	\$ (4,190,556)	\$ (8,208,177)
Revenues Over (Under) Expenses	\$ (832,081)	\$ (2,204,421)	\$ (172,879)	\$ 506,139
Beginning Fund Balance 7/1				
Assigned + Unassigned	\$ 43,476,676	\$ 42,644,595	\$ 40,440,174	\$ 40,267,295
Ending Fund Balance 6/30				
Assigned + Unassigned	\$ 42,644,595	\$ 40,440,174	\$ 40,267,295	\$ 40,773,434
CAPITAL PROJECTS FUND				
Total Revenues	\$ 420,000	\$ 420,000	\$ 60,420,000	\$ 60,420,000
Total Expenses	\$ 5,000,000	\$ 9,000,000	\$ 44,000,000	\$ 79,000,000
Other Financing Sources/(Uses)	\$ 3,993,797	\$ 3,994,884	\$ 4,190,556	\$ 8,208,177
Revenues Over (Under) Expenses	\$ (586,203)	\$ (4,585,116)	\$ 20,610,556	\$ (10,371,823)
Beginning Fund Balance 7/1				
Assigned + Unassigned	\$ 8,163,156	\$ 7,576,953	\$ 2,991,837	\$ 23,602,393
Ending Fund Balance 6/30				
Assigned + Unassigned	\$ 7,576,953	\$ 2,991,837	\$ 23,602,393	\$ 13,230,570
ENTERPRISE FUNDS				
Total Revenues	\$ 9,574,884	\$ 9,812,289	\$ 10,056,278	\$ 10,307,056
Total Expenses	\$ 9,706,208	\$ 10,121,916	\$ 10,544,742	\$ 10,974,064
Revenues Over (Under) Expenses	\$ (131,324)	\$ (309,627)	\$ (488,464)	\$ (667,008)
Beginning Fund Balance 7/1				
Assigned + Unassigned	\$ 5,419,068	\$ 5,287,744	\$ 4,978,117	\$ 4,489,653
Ending Fund Balance 6/30				
Assigned + Unassigned	\$ 5,287,744	\$ 4,978,117	\$ 4,489,653	\$ 3,822,645
INTERNAL SERVICE FUND				
Total Revenues	\$ 33,241,629	\$ 34,889,810	\$ 36,620,401	\$ 38,437,521
Total Expenses	\$ 32,963,629	\$ 34,611,810	\$ 36,342,401	\$ 38,159,521
Revenues Over (Under) Expenses	\$ 278,000	\$ 278,000	\$ 278,000	\$ 278,000
Beginning Fund Balance 7/1				
Assigned + Unassigned	\$ 22,773,480	\$ 23,051,480	\$ 23,329,480	\$ 23,607,480
Ending Fund Balance 6/30				
Assigned + Unassigned	\$ 23,051,480	\$ 23,329,480	\$ 23,607,480	\$ 23,885,480
TOTAL ALL FUNDS				
Total Revenues	\$ 354,623,125	\$ 366,533,509	\$ 441,970,428	\$ 457,296,755
Total Expenses	\$ 355,894,733	\$ 373,354,673	\$ 421,743,215	\$ 467,551,447
Other Financing Sources/(Uses)	\$ -	\$ -	\$ -	\$ -
Revenues Over (Under) Expenses	\$ (1,271,608)	\$ (6,821,164)	\$ 20,227,213	\$ (10,254,692)
Beginning Fund Balance 7/1				
Assigned + Unassigned	\$ 79,832,380	\$ 78,560,772	\$ 71,739,608	\$ 91,966,821
Ending Fund Balance 6/30				
Assigned + Unassigned	\$ 78,560,772	\$ 71,739,608	\$ 91,966,821	\$ 81,712,129

North Penn School District
2023-2024 Budget

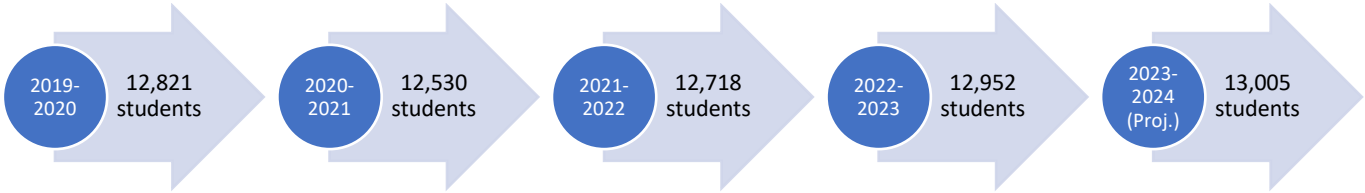
The following assumptions were made in these forecasts:

- Millage increases equal to 4.5%, 4.2%, and 3.9% each year, respectively
- Tax base growth of 0.4% per year
- 96.8% tax collection rate
- 2.75% annual increase in earned income taxes
- 2% increase in real estate transfer taxes
- 2.5% increase in interim real estate taxes and other local revenue
- 2.0% increase to basic education and special education state subsidies
- \$100,000 annual increase to property tax reductions allocation and transportation subsidy
- 2.0% annual increase from federal funding
- 3.25% increase annually in salaries for professional staff, net of retirements and new positions
- 2.75% increase for all other staff
- Pension rates using the Public School Employees Retirement System's projected rates as of December 2022.
- Increases in other benefits – 2% for 2024-25 and 2025-26, 5% for 2026-27
- 5% annual increase in professional/technical services, purchased property services, other purchased services, supplies, property & equipment, and other objects.
- Budgetary reserve equal to \$1,500,000
- Dropoff in debt service added to Capital Reserve Fund transfer

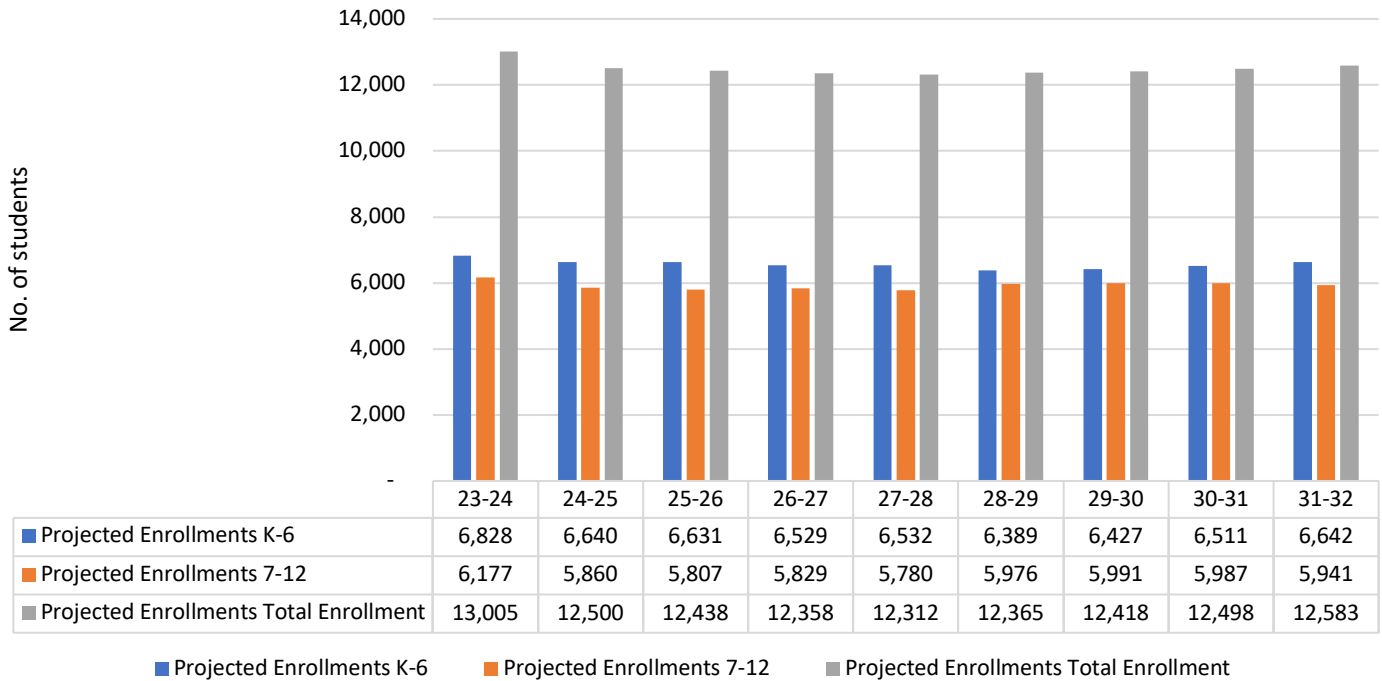
Informational Section

Student enrollment

The projected student enrollment for the 2023-2024 school year is 13,005 total students. The District uses a Cohort Progression Model (also known as Cohort survival) to project enrollment. Kindergarten enrollment is projected using the four-year average of the percent of live births that enroll in kindergarten.



Projected enrollment



Source: District officials and Montgomery County Planning Commission enrollment study

North Penn School District
2023-2024 Budget

Personnel resources

The budget includes an overall increase of 22.3 FTE staff positions. Staffing allocations are based on school board review and approval. The increase in FTE includes additional psychologists, teachers, teacher assistants, security personnel, speech and language pathologist, instructional coaches, and an Assistant Superintendent. The positions are funded by a mix of federal COVID-19 relief funds and the District general budget.

Change in debt

North Penn School District utilizes debt service funds to support construction and building improvement projects. Upcoming project includes:

- Completion of renovations/classroom additions to Knapp Elementary School.
- Design of renovations to North Penn High School.

ANALYSIS OF OUTSTANDING GENERAL OBLIGATION BONDS

	Principal Balance		
	2021-2022	2022-2023	2023-2024
Debt at Beginning of Year	\$ 76,990,000	\$ 68,254,000	\$ 58,454,000
Additional Debt Incurred During Year	-	-	-
Retirements/Repayments	8,736,000	9,800,000	10,279,000
Debt at End of Year	\$ 68,254,000	\$ 58,454,000	\$ 48,175,000

North Penn School District
2023-2024 Budget

Countywide benchmarking data

The District utilizes Forecast5 Data Analytic tools to compare Montgomery County school district's financial and statistical information. These schedules are helpful to compare where the North Penn School District is in comparison with other districts in the county.

The chart below shows the total expenditures in the 2021-2022 school year and the per pupil expenditures for each district. The North Penn School District ranks 14th out of 21 schools while having the largest total expenditure budget. This illustrates that the District is able to provide a quality education program for each student at a low per pupil cost. The per pupil cost of \$20,034 is \$1,596 less than the county average of \$21,630.

Montgomery County Intermediate Unit
2021-2022 District Expenditure Cost of Total Functions (Excluding Debt Refunding 5120)
Source: Forecast5 Data

School District	Total Expenditures 2021-2022	Total Pupils 2021- 2022	Pupil Cost	Rank
Abington SD	\$ 158,362,067	8,479	\$18,677	18
Cheltenham SD	111,873,541	4,332	25,822	2
Colonial SD	130,329,164	5,378	24,235	4
Hatboro-Horsham SD	104,161,234	4,297	24,239	3
Jenkintown SD	16,303,986	727	22,420	8
Lower Merion SD	262,101,318	8,589	30,515	1
Lower Moreland Township SD	51,104,783	2,546	20,071	13
Methacton SD	106,033,805	4,628	22,910	6
Norristown Area SD	156,478,372	8,413	18,599	19
North Penn SD	262,931,979	13,124	20,034	14
Perkiomen Valley SD	107,866,365	5,218	20,672	11
Pottsgrove SD	61,982,522	3,182	19,476	16
Pottstown SD	65,796,610	3,421	19,232	17
Souderton Area SD	128,505,663	6,470	19,861	15
Spring-Ford Area SD	165,558,776	8,178	20,245	12
Springfield Township SD	57,058,991	2,605	21,902	9
Upper Dublin SD	92,677,048	4,111	22,545	7
Upper Merion Area SD	107,113,055	4,455	24,044	5
Upper Moreland Township SD	61,307,375	3,411	17,971	21
Upper Perkiomen SD	62,132,132	3,406	18,244	20
Wissahickon SD	109,983,908	5,045	21,801	10
Total for All Districts	<u>\$2,379,662,694</u>	<u>110,017</u>	<u>\$21,630</u>	

North Penn School District
2023-2024 Budget

The chart below compares the value of mills of each school district in the county. The millage rate is used to calculate the annual real estate tax bill for taxpayers by multiplying the assessed value of a property times the millage rate. The North Penn School District is ranked 2nd highest value per mill in the county. The District has a strong tax base and is able to keep the millage rate low compared to the other districts each year to generate the necessary revenue to support the educational programs offered.

Montgomery County Intermediate Unit
2021-2022 District Revenues - Value of Mills (Montgomery County)
Source: Forecast5 Data

School District	2021-2022 RE Taxes Collected	2021-2022 Real Estate Mills	2021-2022 Value of Each Mill	Rank
Abington SD	\$ 107,809,261	32.7200	3,294,904	7
Cheltenham SD	90,361,826	51.0180	1,771,175	14
Colonial SD	94,968,529	23.9950	3,957,847	4
Hatboro-Horsham SD	76,359,560	30.5910	2,496,145	11
Jenkintown SD	11,371,947	44.4950	255,578	21
Lower Merion SD	235,892,785	30.7768	7,664,630	1
Lower Moreland Township SD	39,123,075	37.3908	1,046,329	18
Methacton SD	78,085,736	31.2645	2,497,585	10
Norristown Area SD	102,524,150	39.2040	2,615,145	9
North Penn SD	188,602,230	27.5369	6,849,073	2
Perkiomen Valley SD	70,880,917	34.8500	2,033,886	13
Pottsgrove SD	38,259,486	38.4830	994,192	19
Pottstown SD	29,076,270	41.9666	692,843	20
Souderton Area SD	84,872,588	30.5837	2,775,092	8
Spring-Ford Area SD	112,897,737	28.7379	3,928,531	5
Springfield Township SD	42,746,070	35.3304	1,209,895	17
Upper Dublin SD	78,628,422	36.1344	2,175,999	12
Upper Merion Area SD	90,489,864	20.7600	4,358,857	3
Upper Moreland Township SD	49,443,714	33.5344	1,474,418	16
Upper Perkiomen SD	38,523,144	25.2278	1,527,012	15
Wissahickon SD	75,498,606	21.7200	3,475,995	6
Total for All Districts	<u><u>\$1,736,415,917</u></u>			

North Penn School District
2023-2024 Budget

Acknowledgements

We appreciate the fiscal support provided by the North Penn Board of School Directors and the community for the development, implementation, and maintenance of an excellent educational setting for all school-aged children.

We express sincere thanks to the North Penn School District staff who help carry out the District's main purpose of educating the children of the North Penn community.

We also acknowledge the business office staff for their commitment to the budget process which demand long hours and additional work and effort.

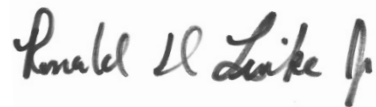
This budget document represents the contribution of many North Penn School District employees and we thank everyone who helped in its preparation.



Todd M. Bauer, Ed.D.
Superintendent




Stephen B. Skrocki
Chief Financial Officer



Ronald D. Linke
Asst. Director of Business Administration



Organizational Section



North Penn School District
Fiscal Year 2023-2024
401 East Hancock Street
Lansdale, PA 19446
Dr. Todd M. Bauer, Superintendent
www.npenn.org

Legal autonomy and fiscal independence

The North Penn School District is a political subdivision of the Commonwealth of Pennsylvania located in the north-central section of Montgomery County, Pennsylvania, and a small portion of southern central Bucks County, Pennsylvania. The District is comprised of the municipal subdivisions of the boroughs of Hatfield, Lansdale, and North Wales, and the townships of Hatfield, Montgomery, Towamencin, and Upper Gwynedd, all located in Montgomery County and a small portion of the townships of Hilltown and New Britain located in Bucks County.

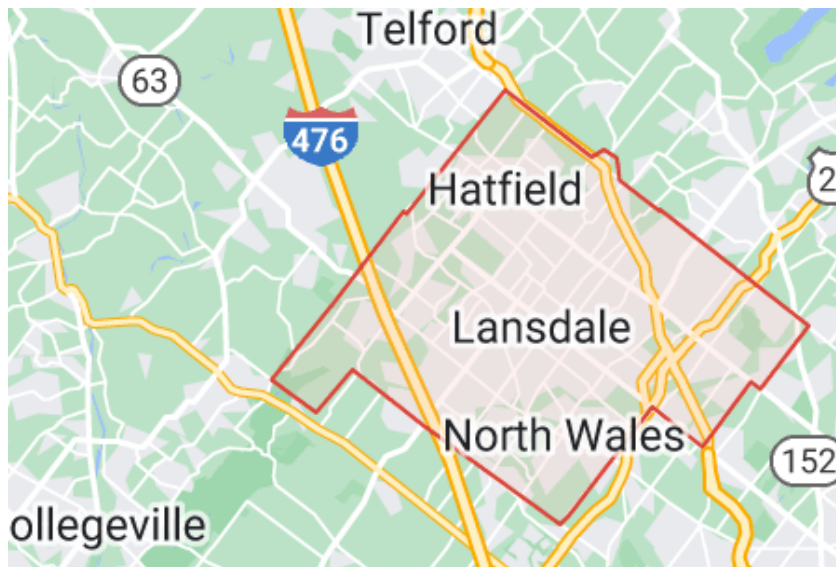
Authority is given to an elected nine-member board of directors elected for a four-year term to govern the District. The Superintendent is the chief administrative officer of the District with overall responsibility for all aspects of operations including education and finance. The Chief Financial Officer is responsible for budget and financial operations. Both of these officials are selected by the board of directors.

Level of education provided

The District presently provides K-12 educational services for approximately 13,000 students enrolled from kindergarten through grade 12. The District also provides credit recovery for grades 9 through 12 at the Northbridge building. Vocational education for students in grades 9 through 12 is provided by the North Montgomery Technical Career Center.

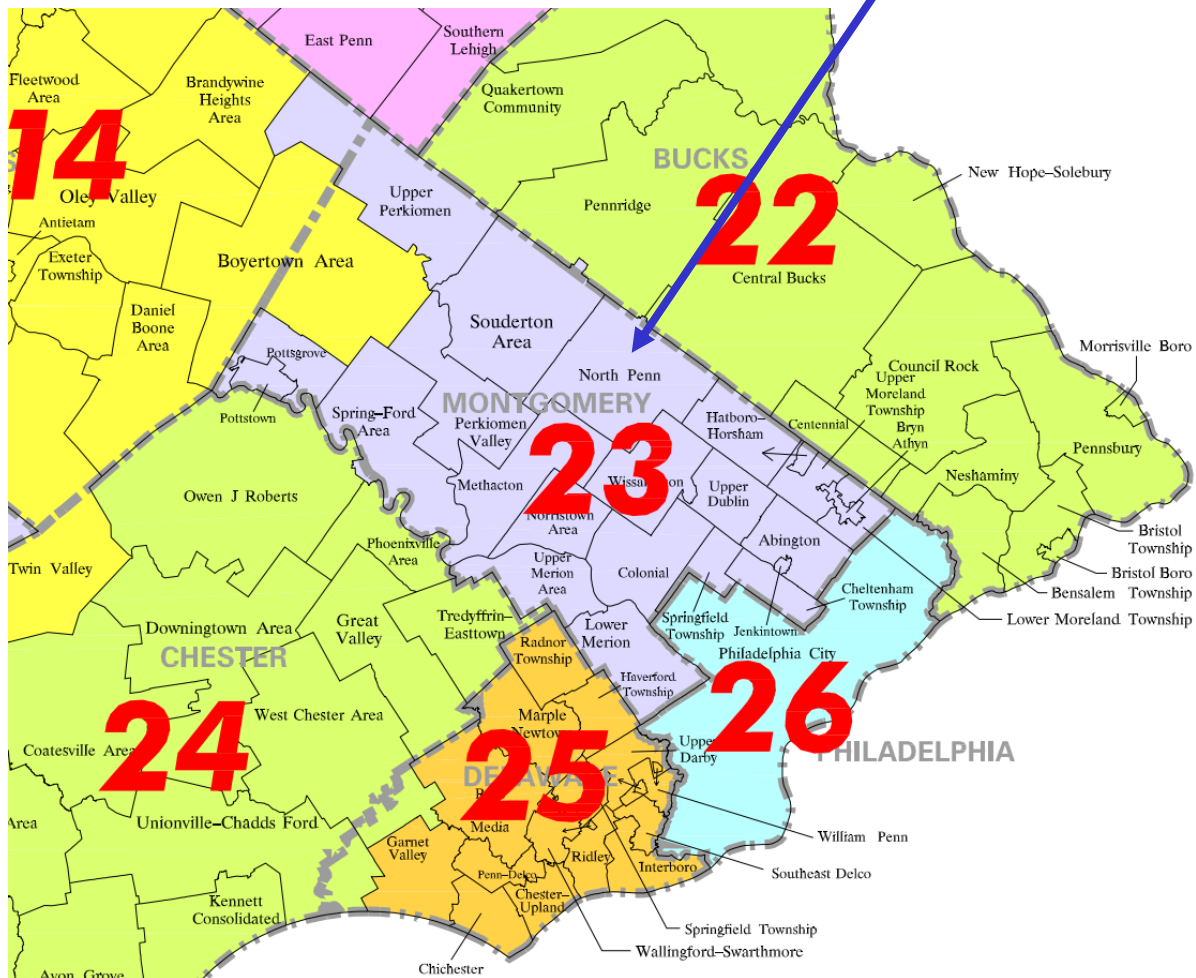
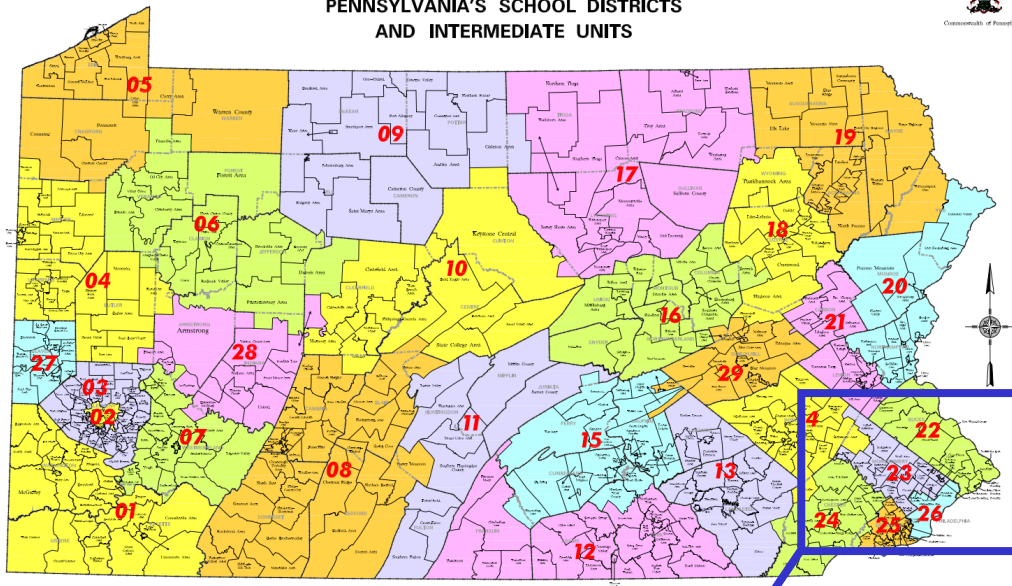
Geographic area served

The North Penn School District is a large suburban district of approximately 13,000 students enrolled across 18 school buildings located in Montgomery County in southeastern Pennsylvania. The District encompasses 42.73 square miles, including the municipalities of Upper Gwynedd Township, North Wales Borough, Hatfield Borough, Hatfield Township, Lansdale Borough, Towamencin Township, Montgomery Township, New Britain Township, and Hilltown Township. The 2020 census identifies the total population of the District as 105,455.



North Penn School District
2023-2024 Budget

PENNSYLVANIA'S SCHOOL DISTRICTS
AND INTERMEDIATE UNITS



North Penn School District
2023-2024 Budget

District facilities

The North Penn School District currently owns thirteen elementary schools, three middle schools, one high school, one credit recovery school, a Support Services Center, Transportation Center, and the Educational Services Center.

Elementary
Buildings
K-6

- Bridle Path - Constructed 1994
- Gwyn-Nor - Constructed 1996 & Renovated 2004
- Gwynedd Square - Constructed 1991
- Hatfield - Constructed 1970 & Renovated 2015
- Inglewood - Constructed 1963 & Renovated 1972 & 2013
- Knapp - Constructed 1955 & Renovated 1999 & 2022
- Kulp - Constructed 1957 & Renovated 1963 & 2009
- Montgomery - Constructed 1965 & Renovated 1990 & 2017
- Nash - Constructed 1976 & Renovated 1997
- North Wales - Constructed 1927 & Renovated 1974 & 2010
- Oak Park - Constructed 1959 & Renovated 2002
- Walton Farm - Constructed 1994
- York Avenue - Constructed 1927 & Renovated 2008

Secondary
Buildings
MS 7-9
HS 10-12
NB 7-12

- Pennbrook MS - Constructed 1959 & Renovated 2006
- Penndale MS - Constructed 1931 & Renovated 1997
- Pennfield MS - Constructed 1964 & Renovated 2007
- North Penn HS - Constructed 1971 & Renovated 1999
- Northbridge School - Constructed 1989 & Renovated 2008

Support Buildings

- Education Services Center - Constructed 1963 & Renovated 1990
- Support Services Center - Constructed 1982 & Renovated 2008
- Transportation Center - Constructed 1971 & Renovated 1978

North Penn School District
2023-2024 Budget

Governance structure

The North Penn School District is led by the nine elected board of directors who are responsible for oversight of all district operations and activities. The board is responsible for hiring a Superintendent who acts as the leader and Chief Executive Officer of the organization. The Assistant Superintendent, Chief Financial Officer, Director of Human Resources, Director of School and Community Services, Administrator of Secondary Education & Renovations, and the Coordinator of Emergency Management all report directly to the Superintendent. The organization chart on the next page shows the administrative structure of the District as it currently exists.

Board of School Directors



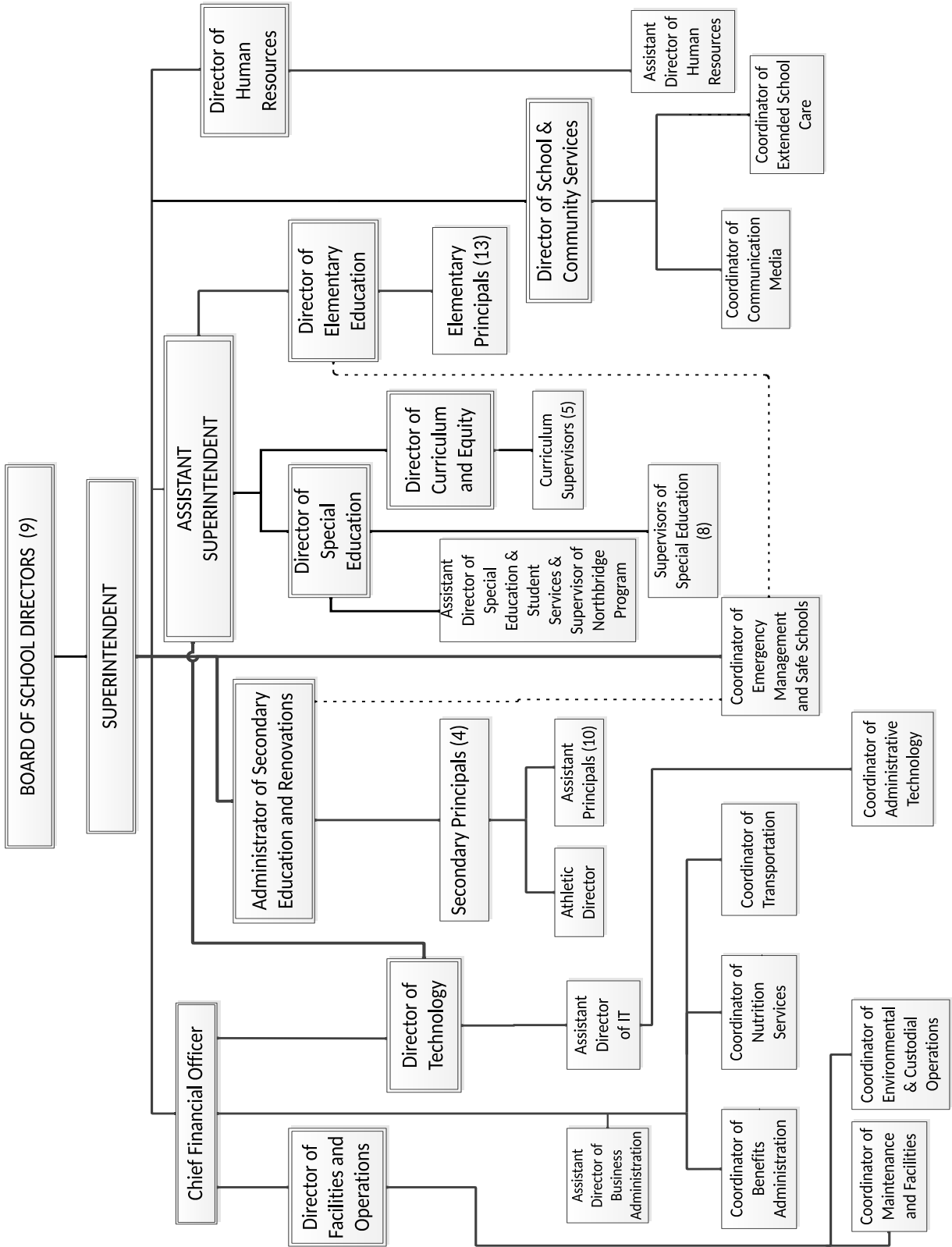
Martina (Tina) Stoll	President
Christian Fusco	Vice President
Dr. Elisha Gee	Member
Jonathan Kassa	Member
Dr. Wanda Lewis-Campbell	Member
Timothy MacBain	Member
Juliane Ramic	Member
Al Roesch	Member
Cathy Wesley	Member

Stephen Skrocki
Ronald Linke

Secretary (non-voting)
Treasurer (non-voting)

North Penn School District
2023-2024 Budget

NORTH PENN SCHOOL DISTRICT
Table of Organization

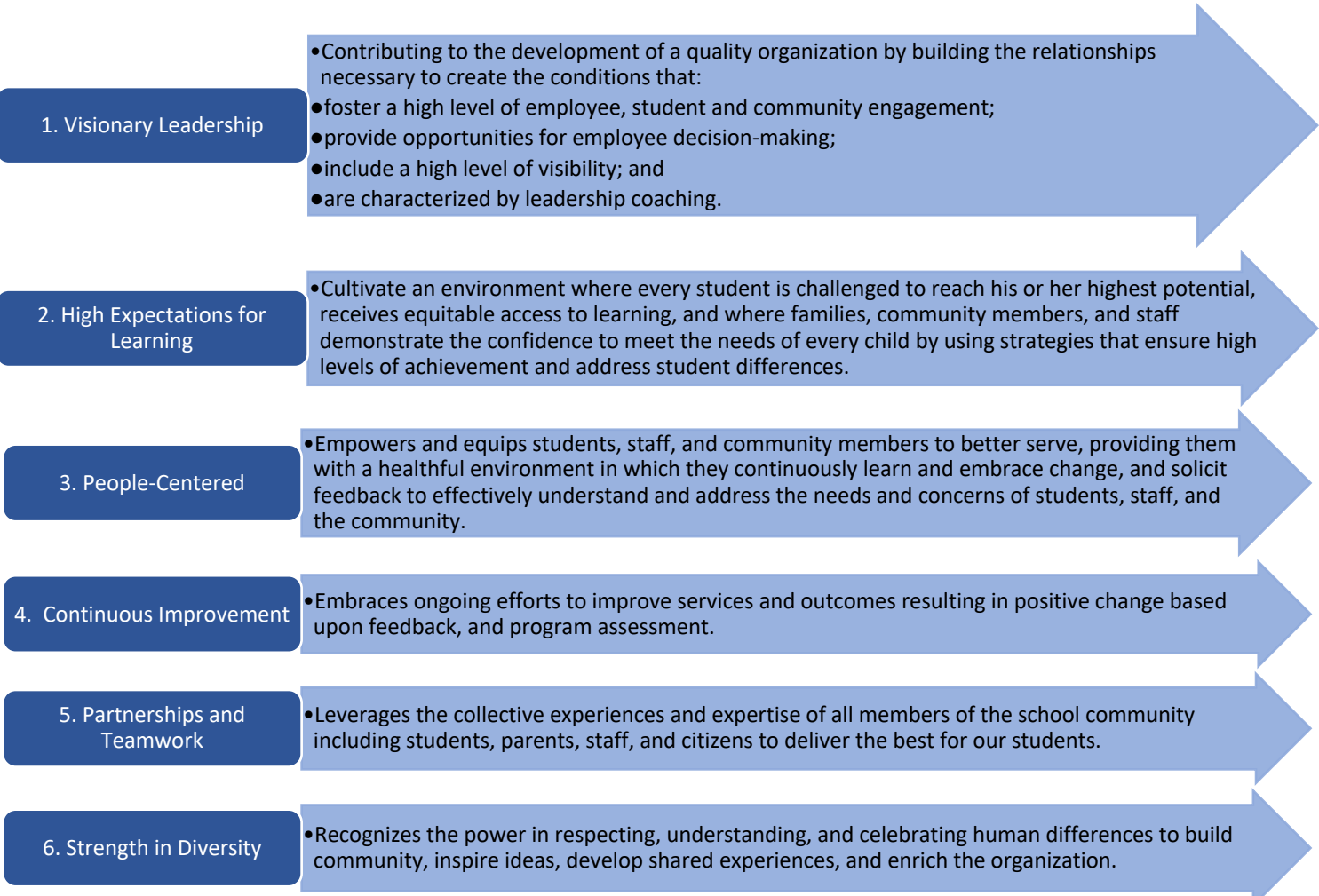


North Penn School District
2023-2024 Budget

Mission statement, vision, core values, and goals

Mission Statement	<p>The North Penn School District is an effective, innovative, student-centered community of teaching and learning where every student is empowered to:</p> <ul style="list-style-type: none"> ● become an independent, adaptable, life-long learner who uses knowledge to create new understandings; ● exhibit creative, collaborative, and critical thinking; ● achieve at his or her highest potential; ● live as a positive, responsible, and contributing citizen of the global society; and ● develop a respect for diversity and appreciation of human differences.
Vision Statement	<p>The North Penn School District seeks to develop students who embody its universal values of achievement, kindness, collaboration, respect, responsibility, resilience, and integrity. Through an education that grows students both academically and emotionally, equitable opportunities, and a respect for human differences, North Penn will develop individuals who contribute meaningfully to their local and global communities.</p>

CORE VALUES



Mission statement, vision, core values, and goals (continued)

<p>Goals</p>	<p>The 2022-2025 Comprehensive Plan Goals and Strategies outlined the following five goals, which drive decisions for the North Penn School District:</p> <ul style="list-style-type: none"> • Increase opportunities for special education students by providing professional development on differentiation and universal design for learning through an equity lens, collaborate with inclusion facilitators to increase capacity for inclusive opportunities • Improve the physical, emotional, and mental well-being and safety for students and staff by having all elementary teachers implement the morning meeting component of Responsive Classroom, offering professional development sessions for a book study, utilizing the “Dignity Framework for Educational Equity” to continue to develop school cultures, and to promote health, physical, emotional and social well-being via the wellness committee. • Further develop community partnerships for students by increasing local business and community partnerships to host internship opportunities and to strengthen relationships with organizations, businesses and social service agencies for mutual benefit and support. • Continue to create and update learning spaces by actively engaging all stakeholders in the process of analyzing and planning through ongoing communication regarding the process and various methods of engagement to garner feedback from the stakeholders. • Improve communications and engagement through a communications audit, ensure on-going, two-way communications throughout the District, provide enhanced strategies to support safe schools, and improve accessibility for all stakeholders. <p>The District’s Finance Committee’s budget goal is to develop an operating budget, including future year projections within the legal limits established by Pennsylvania Law and the Act 1 Index. The budget was prepared with careful consideration of the educational needs of students and the ability of the community to support those needs</p>
---------------------	---

Significant laws affecting budget and fiscal administration

The Pennsylvania Public School Code of 1949, as amended, gives local school boards the authority to conduct the financial affairs of the District. The School Code contains provisions that require the board to perform certain acts (mandatory), provision that provide discretion to the board to either act or refrain from acting (permissive), and provisions where the board is prohibited from acting either in total or until certain conditions have been satisfied (prohibited). The School Code laws affect the budget and fiscal administration of the District as discussed below.

The Pennsylvania state legislature passed Act 1 in June of 2006. Beginning in 2007-2008 school year, the Act placed annual limits on the percentage increases in property taxes that the District can levy. This is a significant factor in the District’s ability to fund its programs and services. The limit is equal to an inflationary index calculated each year by the state (4.1% for 2023-2024), and is imposed upon all school districts in Pennsylvania in order to provide tax relief to taxpayers. There are exceptions to the limit that the District can apply to the state for, which may allow the District to increase its millage (tax rate) above the limit. If the District needs to raise its millage above the limit including any approved exceptions, it must have the increase approved by the voters using a ballot question at a primary election preceding the beginning of the fiscal year. If the increase is not approved, the District must reduce expenditures to stay within the limit.

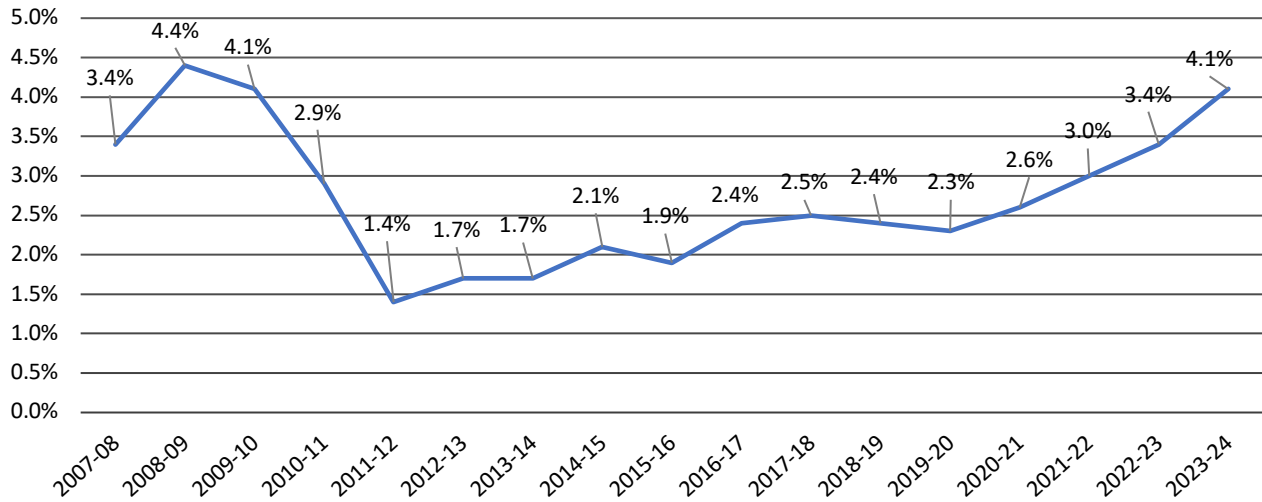
North Penn School District
2023-2024 Budget

Budget development

The administration and Board of School Directors are committed to providing each child in the District with the best possible educational opportunity while maximizing the use of available resources. This consideration goes into the budget process each year as both parties attempt to balance these needs with the available local, state, and federal resources. This year in working towards the district goal of a quality workforce, the budget includes \$3,918,941 for professional coaching and professional development opportunities for the staff.

Normally the annual budget process begins in September so that a preliminary budget can be presented and adopted in February. The base Act 1 index is published by the Pennsylvania Department of Education (PDE) and is the state mandated limit for real estate tax increases unless exceptions are utilized or voter approval is given to raise taxes above the index. If the Board of School Directors adopts a resolution that it will not need to raise taxes above the state mandated limit, it can forgo the adoption of the preliminary budget. The chart below shows the history of the base Act 1 index. The administration develops a timeline that works backwards from the final budget adoption date in June to the previous September.

Act 1 Index History



Source: PA Dept. of Education

The Commonwealth of Pennsylvania mandates that no school district with a budget greater than or equal to \$19 million shall approve an increase in real property taxes unless it has adopted a budget that includes an estimated unassigned fund balance less than or equal to 8% of budgeted expenditures. School board policy adopts this maximum fund balance limitation.

North Penn School District
2023-2024 Budget

COVID-19 budget impact

The District has been awarded over \$19 million from the federal government to assist the District with their response to the COVID-19 pandemic. The District has funding remaining under the American Rescue Plan of 2021 that was allocated to Pennsylvania’s Elementary and Secondary Emergency Relief Fund (ESSER III). The ESSER III grant requires 20% of the funding to be utilized to address learning loss. The timeline for utilizing the funds is from March 13, 2020 to September 30, 2024. As such, the District is budgeting the ESSER III funds over four school years, 2021-22, 2022-23, 2023-24, and 2024-25. The District has budgeted \$4.28 million in ESSER III funds for the 2023-2024 school year.

Budget Timeline

September

- Act 1 Index and timeline published by PDE

November

- Building per pupil allocations are distributed
- District enrollment projections are calculated
- Adoption of board resolution not to raise taxes above the Act 1 index
- Final budget timeline is created

December

- Deadline to notify residents of homestead/farmstead exclusion
- Building and department budget requests are due to the business office
- Budget meetings are held with department administrators

January

- Deadline to opt out of Act 1 exceptions
- Budget meetings are held with building administrators

February

- Deadline to adopt preliminary budget unless resolution not to exceed Act 1 index adopted
- Deadline for referendum exception request to PDE
- Deadline to submit primary election referendum question seeking voter approval of tax increase in excess of the Act 1 index

March

- Homestead/farmstead application deadline
- Deadline for PDE ruling on referendum exception request

May

- County provides certified homestead/farmstead information
- PDE provides property tax relief allocation information
- Board adoption of the proposed final budget
- Public notice of intent to adopt final budget
- Budget presented for public inspection

June

- Board adoption of the final budget

North Penn School District
2023-2024 Budget

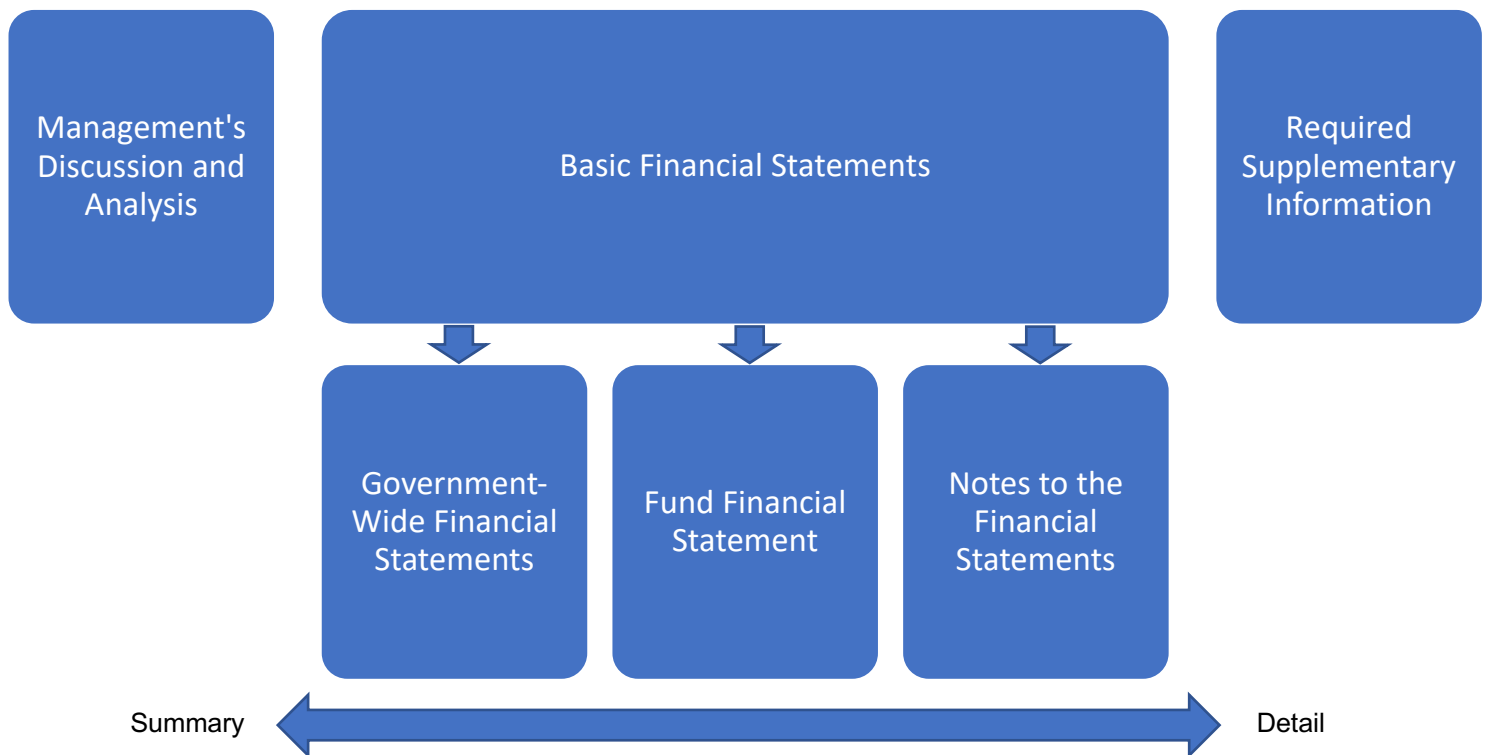
The District administers and manages the budget by entering a line-item budget in the financial software and putting controls in place that prevent over-expenditure on any line item. Budget transfers between line items are allowed beginning October 1st of each fiscal year. Each month for the Finance Committee meeting a report is prepared showing actual expenditures and projected expenditures compared to budget.

The District recently updated the 10-year capital improvement plan to identify an urgency score for each project. The assignment of funds for each project will be determined based in the urgency score and available funding. Capital projects are presented at the monthly Facilities & Operations Committee for consideration. At each Finance Committee meeting a report is prepared showing the approved outstanding projects with remaining balances and a comparison of the total remaining balance to funds remaining in the Capital Projects Funds and provide information on funds available to fund future projects.

Financial reporting and accounting structure

The District’s financial statements are prepared in accordance with Governmental Accounting Standards Board (GASB) Statement No. 34 and present both the government-wide and fund level financial statements using both the accrual and modified accrual basis of accounting, respectively. The following chart illustrates how the various parts of the District’s annual report are arranged and relate to one another.

ORGANIZATION OF NORTH PENN SCHOOL DISTRICT ANNUAL FINANCIAL REPORT



North Penn School District
2023-2024 Budget

Government-wide statements

The government-wide statements report information about the District as a whole using accounting methods similar to those used by private sector companies. The statement of net position includes all of the District's assets and liabilities. All of the current year's revenues and expenses are accounted for in the statement of activities regardless of when cash is received or paid. These statements are reported using the full accrual method of accounting. Both statements report the District's net position (the difference between assets and liabilities) and how it has changed and are divided into two categories; governmental-type activities which includes basic services and business-type activities which includes the District's community education program, extended child care program, and school nutrition service program.

Fund financial statements

The fund financial statements provide more detailed information about the District's funds and not on the District as a whole. Funds are accounting devices the District uses to keep track of specific sources of funding and spending in particular programs. The fund financial statements are reported using the modified accrual basis of accounting. The District has three kinds of funds:

- Governmental funds – most of the District's basic services are included here and generally focus on how cash and other assets can be converted to cash and the balances left at the end of the year that are available. Governmental funds utilized by North Penn School District include the General Fund and Capital Projects Funds.
- Proprietary funds – services for which the District charges a fee are reported here. These include the community education, extended child care, and school nutrition programs. These funds are collectively referred to as Enterprise Funds in the budget and financial statements. Additionally, the District utilizes an Internal Service Fund to account for self-insured medical, dental, vision, and prescription plans for employee benefits.
- Fiduciary funds – The District is the trustee, or fiduciary, for assets that belong to others such as the Scholarship Fund and Student-sponsored Activities Fund. These activities are excluded from the District-wide financial statements because they cannot be used as assets to finance the District's operations

North Penn School District
2023-2024 Budget

Major Features of the Government-Wide and Fund Financial Statements				
	Government-Wide Statements	Fund Financial Statements		
		Governmental Funds	Proprietary Funds	Fiduciary Funds
Scope	Entire School District (except Fiduciary Funds)	The activities of the School District that are not proprietary or fiduciary, such as special education and building maintenance	Activities the School District operates similar to private businesses; school nutrition services and community education	Instances in which the School District administers resources on behalf of someone else, such as scholarship programs and student activities
Required financial statements	<ul style="list-style-type: none"> • Statement of net position • Statement of activities 	<ul style="list-style-type: none"> • Balance sheet • Statement of revenues, expenditures and changes in fund balances 	<ul style="list-style-type: none"> • Statement of net assets • Statement of revenues, expenses and changes in net position • Statement of cash flows 	<ul style="list-style-type: none"> • Statement of fiduciary net position • Statement of changes in fiduciary net position
Accounting basis and measurement focus	Accrual accounting and economic resources focus	Modified accrual accounting and current financial focus	Accrual accounting and economic resources focus	Accrual accounting and economic resources focus
Type of asset/liability information	All assets and liabilities, both financial and capital, short-term and long-term	Generally, assets expected to be used up and liabilities that come due during the year or soon thereafter; no capital assets or long-term liabilities included	All assets and liabilities, both financial and capital, and short-term and long-term	All assets and liabilities, both short-term and long-term; funds do not currently contain capital assets, although they can
Type of inflow/outflow information	All revenues and expenses during the year, regardless of when cash is received or paid	Revenues for which cash is received during or soon after the end of the year; expenditures when goods or services have been received and the related liability is due to payable	All revenues and expenses during the year, regardless of when cash is received or paid	All additions and deductions during the year, regardless of when cash is received or paid

North Penn School District
2023-2024 Budget

Revenue sources

This dimension permits segregation of revenues by source. The primary classification differentiates local, state, and federal revenue sources. Other financing sources are included in the dimension breakdown, although in a strict accounting sense, these are not revenues.

Local revenues

6111 Current Real Estate Taxes

Revenue received from taxes assessed and levied upon real property. Include Clean and Green roll-back tax revenue.

6112 Interim Real Estate Taxes

Taxes levied under Act 544 of 1952 (Section 677.1) on new construction not appearing on the tax duplicate.

6113 Public Utility Realty Tax

Revenue received under terms of the Public Utility Realty Tax Act (Act 66 of 1970). Lands and structures owned by public utilities and used in providing their services are subject to state taxation under Act 66 of 1970. The state then collects and distributes a prescribed sum among local taxing authorities, and that payment of state tax shall be in lieu of local taxes upon utility realty.

6114 Payments In Lieu Of Current Taxes – State / Local Reimbursement

Revenue received in lieu of taxes for property withdrawn from the tax rolls of the LEA for public housing, forest lands, game lands, water conservation or flood control.

6151 Current Act 511 Earned Income Taxes

Revenue received under Act 511 for taxes levied upon wages, salaries, commissions, net profits or other compensation of those who earn income within the taxing jurisdiction of the LEA.

6153 Current Act 511 Real Estate Transfer Taxes

Revenue received under Act 511 for percentage assessment on the transfer price of real property within the jurisdiction of the LEA.

6411 Delinquent Real Estate Taxes

Revenue received from taxes assessed and levied upon real property, which have become delinquent.

6510 Interest on Investments and Interest-Bearing Checking Accounts

Interest revenue received on temporary or permanent interest-bearing investments and interest-bearing checking accounts. (Investments would include U.S. treasury bills, notes, savings accounts, certificates of deposit, mortgages, or other interest-bearing investments.)

6700 Revenues from District Activities

Revenues resulting from school sponsored co-curricular and extra-curricular activities controlled and administered by the LEA. These revenues are not to be commingled with the proceeds from student activities which should be accounted for in agency funds.

North Penn School District
2023-2024 Budget

6832 Federal IDEA Revenue Received as Pass Through

Federal IDEA revenue received by a school entity passed through from a Pennsylvania LEA or another primary recipient.

6910 Rentals

Revenues from the rental of school property which is being used for school purposes, and the net earnings from rents and leases of school property that is not being used for school purposes, but is being held for future use or disposal. The credit to this account should include only receipts from flat rate rental charges not identifiable as an offset against expenditures. Include here gas lease or royalty revenues.

6920 Contributions/Donations/Grants from Private Sources

Contributions, donations and grants from private sources are revenues from philanthropic foundations, private individuals or organizations for which no repayment or service is expected.

6942 Summer School Tuition

Revenue received from students, their parents or their guardians for summer school education provided by the LEA.

6944 Receipts from Other LEAs in Pennsylvania – Education

Monies received from other LEAs in Pennsylvania for education provided to pupils from the paying LEA. Note: Charter Schools should record payments from the sending districts to this account, whether by direct payment or deduction.

6960 Services Provided Other Local Governmental Units/LEAs

Revenues from services provided other local governmental units. These services could include transportation, data processing, purchasing, maintenance, cleaning, cash management, consulting and a variety of other educational related services.

6990 Refunds and Other Miscellaneous Revenue

Revenue from local sources not classified elsewhere.

State revenues

7111 Basic Education

Revenue received from the Commonwealth of PA, in accordance with Act 35 of 2016 for Basic Education Funding Formula.

7112 Basic Education – Social Security

Revenue received from the Commonwealth of PA, in accordance with Act 16 of 2019, for the payment of School Employees' Social Security subsidy.

7160 Tuition for Orphans and Children Placed in Private Homes

Revenue received from the Commonwealth of PA as tuition for children who are orphans and/or children placed in private homes by the court. Payments are made in accordance with Section 1305 and 1306 of the Public School Code.

North Penn School District
2023-2024 Budget

7271 Special Education Funding For School Aged Pupils

Revenue received from the Commonwealth of PA for expenditures incurred in instructing school age special education students.

7311 Pupil Transportation Subsidy

Revenue received from the Commonwealth of PA for regular pupil transportation, and payments for board and lodging in lieu of transportation in accordance with sections 2541-2542 of the PA School Code.

7312 Nonpublic and Charter School Pupil Transportation Subsidy

Revenue received from the Commonwealth of PA for nonpublic and charter school transportation in accordance with section 2509.3 of the PA School Code.

7320 Rental and Sinking Fund Payments/Building Reimbursement Subsidy

Revenue received from the Commonwealth of PA as a payment for approved lease rentals, sinking fund obligations, or any approved LEA debt obligations for which the Department of Education has assigned a lease number.

7330 Health Services (Medical, Dental, Nurse, Act 25)

Revenue received from the Commonwealth of PA for health service expenditures. Payments are made in accordance with Section 2505.1 of the Public School Code and include revenue for medical, dental, nurse and Act 25 health services.

7340 State Property Tax Reduction Allocation

Revenue received from the Commonwealth of PA designated for school district property tax reduction. Payments are made in accordance with section 505 of Special Session Act 1 of 2006.

7361 School Safety and Security Grants

Revenue received from the Pennsylvania Commission on Crime and Delinquency (PCCD) for the School Safety and Security Grant program in accordance with Article XIII-B of the PA School Code, as amended by Act 44 of 2018.

7369 Other Safe Schools Grants

Revenue received from the Commonwealth of PA for grants related to safe schools programs not specified in 7361.

7599 Other State revenue not listed elsewhere in the 7000 series

Revenue received not specifically accounted for elsewhere in the 7000 series of accounts. Include in this revenue code payments received for ELECT, school demonstration grants and from other State agencies such as the Department of Environmental Resources and DCED.

7820 State Share of Retirement Contributions

Revenue received from the Commonwealth of PA designated as the Commonwealth's matching share of the employer's contribution of Retirement Contributions for active members of the Public School Employees' Retirement System.

Federal revenues

8390 Other Restricted Federal Grants-In-Aid Directly from the Federal Government

Revenue received directly from the Federal Government not specified elsewhere in the 8300 series of accounts. Include here ERRP (Early Retiree Reinsurance Program).

8514 Title I – Improving the Academic Achievement of the Disadvantaged

Revenue received for the education of disadvantaged children under ESEA, Title I.

8515 Title II – Preparing, Training and Recruiting High Quality Teachers and Principals

Revenue received for the education of children under Title II. Improving Teacher Quality, and Eisenhower Professional Development (list not all inclusive) are samples of funding.

8516 Title III – Language Instruction for Limited English Proficient and Immigrant Students

Revenue received for the education of children under ESEA, Title III. Includes Grants for English Language Acquisition, and Technology Literacy Challenge (list not all inclusive).

8517 Title IV – 21st Century Schools

Revenue received for the education of children under ESEA, Title IV. Includes funding for Safe and Drug Free Schools and Communities, 21st Century Learning Communities, and Student Support and Academic Enrichment.

8744 Elementary and Secondary School Emergency Relief Fund (ARP ESSER III)

Emergency relief funds authorized by the ARP Act to address the impact that Novel Coronavirus Disease 2019 (COVID-19) has had, and continues to have, on elementary and secondary schools across the nation.

8747 ARP Emergency Connectivity Fund

Emergency Connectivity Funds authorized by the ARP Act.

8749 Other CARES Act Funding

CARES Act, CRRSA Act, and ARP Act funding not specified above.

8751 ARP ESSER Learning Loss

Funds authorized by the ARP Act for the implementation of evidence-based interventions aimed specifically at addressing learning loss.

8752 ARP ESSER Summer Programs

Funds authorized by the ARP Act for the implementation of evidence-based summer enrichment programs.

8753 ARP ESSER Afterschool Programs

Funds authorized by the ARP Act for the implementation of evidence-based comprehensive afterschool programs.

8754 ARP ESSER Homeless Children and Youth Funds

Funds authorized by the ARP Act to support LEAs that serve homeless children and youth.

North Penn School District
2023-2024 Budget

8810 School Based Access Medicaid Reimbursement Program (SBAP) Reimbursements (ACCESS)

SBAP is an MA program that reimburses school entities for direct, eligible health-related services including transportation. These services are provided to MA enrolled, special needs students, and reimbursement claims are processed through Public Consulting Group. Reimbursable services include, but are not limited to, occupational therapy, physical therapy and psychological counseling. Payments for SBAP costs come from the Department of Education (PDE) through the completion of the PDE-352 ACCESS Funds Request Form.

8820 Medical Assistance Reimbursement for Administrative Claiming (Quarterly) Program

The Administrative Claiming Program reimburses LEAs for the costs associated with administrative Medicaid-related activities. These funds also include the partial reimbursement that schools receive on behalf of the service fees paid to Public Consulting Group for the processing of their SBAP claims. Payments for SBAP Administrative Claiming are received from the Department of Public Welfare. Expenditures utilizing this source of funding should be reported as federal expenditures on the Annual Financial Report.

Other revenues

9000 Other Financing Sources

Other financing sources include governmental fund general long-term debt proceeds, interfund transfers-in, proceeds of fixed asset dispositions and other transfer-in and receipts. Such amounts are classified separately from revenues. (Other Financing Sources represent revenues in the Debt Service Fund.)

Expenditure codes

Expenditure functions

The Function dimension describes the activities for which a service or material is acquired. The functions of a local education agency (LEA) are classified into five broad areas:

1. Instruction
2. Support services
3. Operation of non-instructional services
4. Facilities, acquisition, construction and improvement services
5. Other financing uses

Functions consist of activities which have somewhat the same general operational objectives.

Instruction expenditures

1100 Regular Programs – Elementary/Secondary

Activities designed to provide grades K–12 students with learning experiences to prepare them for activities as citizens, family members, and non-vocational workers as contrasted with programs designed to improve or overcome physical, mental, social and/or emotional handicaps.

1200 Special Programs – Elementary/Secondary

Activities designed primarily for students having special needs. The Special Programs include support classes for pre-kindergarten, kindergarten, elementary and secondary students identified as exceptional.

1300 Vocational Education

PDE approved programs under public supervision and control that provide organized learning experiences designed to develop skills, knowledge, attitudes and work habits in order to prepare individuals for entrance into and progress through various levels of employment in occupational fields including agriculture, business, distribution, health, gainful and useful home economics, and trade and industry. PDE approved programs are those programs approved by the Pennsylvania Department of Education as reflected in the approved program listing of the Career and Technical Education Information System (CATS).

1400 Other Instructional Programs – Elementary/Secondary

Activities that provide grades K-12 students with learning experiences not included in the function codes 1100-1300, 1500, 1600 and 1800.

1800 Pre-Kindergarten

Activities designed to provide Pre-K students with learning experiences to prepare them for activities as citizens, family members, and non-vocational workers as contrasted with programs designed to improve or overcome physical, mental, social and / or emotional handicaps.

Support services expenditures

2100 Support Services - Students

Activities designed to assess and improve the well-being of students to supplement the teaching process and to meet the applicable provisions of Article XIII of the Public School Code of 1949, as amended, and Chapter 7 of the State Board of Education Regulations. Included in this sub-function are program coordination, consultation, and services to the pupil personnel staff of an LEA.

2200 Support Services – Instructional Staff

Activities associated with assisting, supporting, advising and directing the instructional staff with or on the content and process of providing learning experiences for students.

2300 Support Services - Administration

Activities concerned with establishing and administering policy in connection with operating the LEA.

2400 Support Services – Pupil Health

Physical and mental health services, which are not direct instruction. Included are activities that provide students with appropriate medical, dental and nurse services.

2500 Support Services – Business

Activities concerned with paying, transporting, exchanging and maintaining goods and services for the LEA. Included are the fiscal and internal services necessary for operating the LEA.

2600 Operation and Maintenance of Plant Services

The activities concerned with keeping the physical plant open, comfortable and safe for use, and keeping the grounds, buildings and equipment in effective working condition and state of repair.

2700 Student Transportation Services

Expenditures include those activities concerned with the conveyance of students to and from school, as provided by State and Federal law. It includes transportation costs only for trips between home and school and from school to school.

2800 Support Services - Central

Activities, other than general administration, which support each of the other instructional and supporting services program. These activities include planning, research, development, evaluation, information, staff and data processing services.

2900 Other Support Services

All other support services not classified elsewhere in the 2000 series.

Operation of non-instructional services

3200 Student Activities

School sponsored activities under the guidance and supervision of the LEA staff.

3300 Community Services

Those activities concerned with providing community services to students, staff or other community participants. Examples of this function would be the operation of a community swimming pool, a recreation program for the elderly, a child-care center for working mothers, etc.

Facilities acquisition, construction and improvement services

4600 Existing Building Improvement Services

Record to this sub function the capital expenditures incurred to renovate or improve existing buildings, service systems and other built-in equipment. Capital expenditures include non-routine and extraordinary (or substantial) costs incurred to maintain or improve buildings, service systems and other built-in equipment.

Other financing uses

5110 Debt Service

This account is used to record and accumulate expenditures incurred to retire current year principal and interest payments on long-term debt other than refunded bond issues.

5130 Refund of Prior Year Revenues/Receipts

Record to this account the recognition of all refunds of prior year revenues and receipts. This account is also used to record refunds and deductions taken from your State subsidies to adjust for prior year audits and subsidy calculation changes. This account should be reported as an expenditure on your financial statements consistent with GASB #33.

5200 Interfund Transfers - Out

Included are transactions that withdraw money from one fund and place it in another without recourse.

5900 Budgetary Reserve

Budgetary Reserve is not an expenditure function or account. It is strictly a budgetary account.

In addition to the appropriations, it is sound fiscal practice to provide for operating contingencies through a budgetary reserve. Experience indicates that there are certain variables over which control is impossible regardless of the care with which the budget is prepared. These variables include unpredictable changes in the costs of goods and services, and the occurrences of events which are vaguely perceptible during the time of budget preparations, but which nevertheless, may require expenditures by the LEA during the year for which the budget is being prepared. Even though the operating contingencies for which provision is being made may contain certain unknowns, the budgetary reserve should be composed of components for which estimates are made. For example, there may be federal, state, or local programs, which may or may not, require expenditures by the District in the fiscal year for which the budget is being prepared.

North Penn School District
2023-2024 Budget

Rather than provide for such contingencies by “padding” the functional appropriations, it is preferable to limit the functional appropriations to amounts that are supportable by estimates based upon financial, enrollment, and other statistics as related to the more definite educational plans and programs for the budget year and earmark a reserve for the less predictable requirements. The budgetary reserve should be reasonable in amount and in proper proportion to the known operating requirements of the LEA. Board policy sets the budgetary reserve at \$1.5 million.

Expenditures may not be made against the budgetary reserve, but only against the line items, which appear throughout the functional appropriations. Whatever may be needed from the budgetary reserve may not be used until after the transfer from the budgetary reserve to the line items against which the expenditure is to be charged. Each such transfer requires the prior authorization of the Board of School Directors, and may be made only during the last nine (9) months of the fiscal year.

To the extent that the contingencies for which the budgetary reserve has been provided fail to materialize in the budget year, there will be a balance remaining in the budgetary reserve at the close of the budget year. If covered by revenues realized during the budget year, as it should be in all school systems operating on a pay-as-you-go basis, such a balance becomes a part of the total resources available for application against the requirements of the next fiscal year.

Expenditure objects

The object dimension is the service or commodity bought. This manual identifies nine major object categories:

1. Personnel services – salaries
2. Personnel services – employee benefits
3. Purchased professional and technical services
4. Purchased property services
5. Other purchased services
6. Supplies
7. Property
8. Other objects
9. Other financing uses

100 Personnel Services - Salaries

Gross salaries paid to employees of the LEA who are considered to be in positions of a permanent nature or hired temporarily, including personnel substituting for those in permanent positions. This includes gross salary for personnel services rendered while on the payroll of the LEA.

200 Personnel Services – Employee Benefits

Amounts paid by the LEA on behalf of employees; these amounts are not included in gross salary, but are in addition to that amount. Such payments are fringe benefit payments; and, while not paid directly to employees, are part of the cost of personnel services.

North Penn School District
2023-2024 Budget

300 Purchased Professional and Technical Services

Services that by their nature require persons or firms with specialized skills and knowledge. Included are the services of architects, engineers, auditors, dentists, medical doctors, lawyers, consultants, teachers, accountants, tax collectors etc. Payments for services provided by Intermediate Units to LEAs should be recorded to this object.

400 Purchased Property Services

Services purchased to operate, repair, maintain and rent property owned and / or used by the LEA. These services are performed by persons other than LEA employees

500 Other Purchased Services

Amounts paid for services not provided by LEA personnel but rendered by organizations or personnel, other than Professional and Technical Services and Purchased Property Services.

600 Supplies

Amounts paid for material items of an expendable nature that are consumed, worn out, or deteriorate in use; or items that lose their identity through fabrication or incorporation into different or more complex units or substances.

700 Property

Expenditures for the acquisition of fixed / capital assets, including expenditures for land or existing buildings and improvements of grounds; initial equipment; additional equipment and replacement of equipment.

800 Other Objects


Amounts paid for expenditures not otherwise classified in objects 100 through 700.

900 Other Uses of Funds

This series of codes is used to classify transactions which record redemption of principal on long-term debt, authority obligations, fund transfers, and transfers to component units (as defined by GASB Statement #14).



Financial Section



North Penn School District
Fiscal Year 2023-2024
401 East Hancock Street
Lansdale, PA 19446

Dr. Todd M. Bauer, Superintendent
www.npenn.org

North Penn School District
2023-2024 Budget

Summary of all funds

A portion of the General Fund’s fund balance, \$28,165,168, has been committed to minimize the impact of future capital projects on the District’s taxpayers.

The following is a summary of the 2023-2024 budgets for each of the District’s funds. Budgeted revenues include resources from local, state, and federal sources and expenditures represent those resources allocated towards supporting the District’s programs and services.

SUMMARY OF ALL FUNDS

	Actual 2019-2020	Actual 2020-2021	Actual 2021-2022	Budget 2022-2023	Budget 2023-2024	Projection 2024-2025	Projection 2025-2026	Projection 2026-2027
TOTAL OF ALL FUNDS								
Fund Balance July 1, 20XX	\$ 93,614,644	\$ 91,475,690	\$ 79,147,942	\$ 85,854,195	\$ 79,832,380	\$ 78,560,772	\$ 71,739,608	\$ 91,966,821
Revenue								
Local Sources	212,324,312	219,192,919	226,449,008	232,743,323	245,833,645	256,937,301	268,155,771	279,177,388
State Sources	53,991,358	54,364,596	56,095,053	60,088,794	64,284,673	67,352,644	69,687,867	72,019,769
Federal Sources	6,485,134	11,159,680	15,978,862	11,133,219	11,541,178	7,631,754	7,784,389	7,940,077
Other Sources	81,489,340	39,371,460	28,817,380	31,513,516	32,963,629	34,611,810	96,342,401	98,159,521
Total Revenue	354,290,144	324,088,655	327,340,303	335,478,852	354,623,125	366,533,509	441,970,428	457,296,755
Expenditures								
Salaries	134,957,561	133,522,900	141,696,721	149,283,480	154,112,897	158,868,689	163,767,854	168,814,442
Benefits	107,914,928	109,848,281	109,096,123	119,972,484	124,935,257	130,719,809	136,339,142	142,900,481
Purchased Prof. Services	10,312,358	10,372,590	11,096,795	13,687,656	16,849,913	21,520,740	24,224,658	26,963,288
Purchased Property Services	3,050,947	22,828,707	10,883,116	5,865,821	3,495,940	3,602,987	36,715,386	69,833,406
Other Purchased Services	17,120,318	18,610,523	19,708,771	20,718,041	21,869,494	22,962,809	24,110,681	25,315,831
Supplies and Books	10,971,049	10,450,482	12,300,910	14,409,270	16,489,858	17,314,078	18,179,323	19,087,633
Property and Equipment	4,743,936	6,118,836	3,963,578	3,511,790	4,095,436	4,288,941	4,492,110	4,705,425
Other Objects	6,832,720	3,385,669	2,652,036	4,154,149	3,766,938	3,495,620	3,216,060	2,970,941
Other Uses of Funds	60,475,281	21,278,415	8,736,000	9,897,976	10,279,000	10,581,000	10,698,000	6,960,000
Total Expenditures	356,379,098	336,416,403	320,134,050	341,500,667	355,894,733	373,354,673	421,743,215	467,551,447
Excess of Revenue Over (Under) Expenditures	(2,088,954)	(12,327,748)	7,206,253	(6,021,815)	(1,271,608)	(6,821,164)	20,227,213	(10,254,692)
Fund Transfers/Other Financing	(50,000)	-	(500,000)	-	-	-	-	-
Net Change in Fund Balance	(2,138,954)	(12,327,748)	6,706,253	(6,021,815)	(1,271,608)	(6,821,164)	20,227,213	(10,254,692)
Fund Balance June 30, 20XX	\$ 91,475,690	\$ 79,147,942	\$ 85,854,195	\$ 79,832,380	\$ 78,560,772	\$ 71,739,608	\$ 91,966,821	\$ 81,712,129

North Penn School District
2023-2024 Budget

	Actual 2019-2020	Actual 2020-2021	Actual 2021-2022	Budget 2022-2023	Budget 2023-2024	Projection 2024-2025	Projection 2025-2026	Projection 2026-2027
GENERAL FUND								
Fund Balance July 1, 20XX	\$ 41,114,415	\$ 37,888,161	\$ 42,236,822	\$ 48,543,887	\$ 43,476,676	\$ 42,644,595	\$ 40,440,174	\$ 40,267,295
Revenue								
Local Sources	207,421,572	217,029,929	222,824,483	227,397,434	240,155,474	251,113,620	262,181,833	273,048,279
State Sources	53,883,566	54,362,597	55,882,162	59,932,596	63,427,744	66,478,576	68,796,318	71,110,389
Federal Sources	3,637,347	4,940,833	8,079,613	7,978,908	7,803,394	3,819,214	3,895,598	3,973,510
Other Sources	51,231,031	10,012,393	500,000	10,000	-	-	-	-
Total Revenue	316,173,516	286,345,752	287,286,258	295,318,938	311,386,612	321,411,410	334,873,749	348,132,178
Expenditures								
Salaries	131,099,235	130,507,238	137,986,944	145,288,272	150,376,794	155,004,416	159,775,297	164,693,895
Benefits	78,190,196	78,584,203	79,525,720	86,902,236	90,114,045	94,167,020	97,974,570	102,640,398
Purchased Prof. Services	8,600,372	9,506,360	10,340,711	12,812,112	13,210,255	13,870,768	14,564,306	15,292,521
Purchased Prop. Services	1,656,391	1,481,532	1,896,072	1,947,946	2,120,140	2,226,147	2,337,454	2,454,327
Other Purchased Services	16,507,438	18,598,055	19,684,451	20,670,546	21,516,153	22,591,961	23,721,559	24,907,637
Supplies and Books	8,995,707	8,592,811	9,601,340	11,946,412	13,501,721	14,176,807	14,885,647	15,629,929
Property and Equipment	4,680,514	3,460,841	3,690,871	2,777,500	3,418,250	3,589,163	3,768,621	3,957,052
Other Objects	6,719,636	3,312,634	2,529,131	4,057,584	3,688,538	3,413,665	3,130,618	2,882,103
Other Uses of Funds	60,450,281	21,220,000	8,736,000	9,800,000	10,279,000	10,581,000	10,698,000	6,960,000
Total Expenditures	316,899,770	275,263,674	273,991,240	296,202,608	308,224,896	319,620,947	330,856,072	339,417,862
Excess of Revenue Over (Under) Expenditures	(726,254)	11,082,078	13,295,018	(883,670)	3,161,716	1,790,463	4,017,677	8,714,316
Fund Transfers	(2,500,000)	(6,733,417)	(6,987,953)	(4,183,541)	(3,993,797)	(3,994,884)	(4,190,556)	(8,208,177)
Net Change in Fund Balance	(3,226,254)	4,348,661	6,307,065	(5,067,211)	(832,081)	(2,204,421)	(172,879)	506,139
Fund Balance June 30, 20XX	\$ 37,888,161	\$ 42,236,822	\$ 48,543,887	\$ 43,476,676	\$ 42,644,595	\$ 40,440,174	\$ 40,267,295	\$ 40,773,434

*Note: 2022-2023 General Fund results showed an actual surplus of approximately \$14.1 million.

	Actual 2019-2020	Actual 2020-2021	Actual 2021-2022	Budget 2022-2023	Budget 2023-2024	Projection 2024-2025	Projection 2025-2026	Projection 2026-2027
CAPITAL PROJECTS FUND								
Fund Balance July 1, 20XX	\$ 31,666,106	\$ 31,088,794	\$ 11,586,696	\$ 8,854,615	\$ 8,163,156	\$ 7,576,953	\$ 2,991,837	\$ 23,602,393
Revenue								
Local Sources	456,481	81,549	40,792	125,000	420,000	420,000	420,000	420,000
State Sources	-	-	-	-	-	-	-	-
Federal Sources	-	-	-	-	-	-	-	-
Other Sources	-	-	-	-	-	-	60,000,000	60,000,000
Total Revenue	456,481	81,549	40,792	125,000	420,000	420,000	60,420,000	60,420,000
Expenditures								
Salaries	-	-	-	-	-	-	-	-
Benefits	-	-	-	-	-	-	-	-
Purchased Prof. Services	1,553,734	787,724	575,863	700,000	3,420,000	7,420,000	9,420,000	11,420,000
Purchased Property Services	1,360,531	21,312,741	8,931,419	3,875,000	1,355,000	1,355,000	34,355,000	67,355,000
Other Purchased Services	550,105	10,428	-	-	-	-	-	-
Supplies and Books	9,173	6,821	17,287	50,000	-	-	-	-
Property and Equipment	5,788	2,599,063	213,993	375,000	225,000	225,000	225,000	225,000
Other Objects	54,462	41,872	22,264	-	-	-	-	-
Other Uses of Funds	-	58,415	-	-	-	-	-	-
Total Expenditures	3,533,793	24,817,064	9,760,826	5,000,000	5,000,000	9,000,000	44,000,000	79,000,000
Excess of Revenue Over (Under) Expenditures	(3,077,312)	(24,735,515)	(9,720,034)	(4,875,000)	(4,580,000)	(8,580,000)	16,420,000	(18,580,000)
Fund Transfers/Other Financing	2,500,000	5,233,417	6,987,953	4,183,541	3,993,797	3,994,884	4,190,556	8,208,177
Net Change in Fund Balance	(577,312)	(19,502,098)	(2,732,081)	(691,459)	(586,203)	(4,585,116)	20,610,556	(10,371,823)
Fund Balance June 30, 20XX	\$ 31,088,794	\$ 11,586,696	\$ 8,854,615	\$ 8,163,156	\$ 7,576,953	\$ 2,991,837	\$ 23,602,393	\$ 13,230,570

North Penn School District 2023-2024 Budget

	Actual 2019-2020	Actual 2020-2021	Actual 2021-2022	Budget 2022-2023	Budget 2023-2024	Projection 2024-2025	Projection 2025-2026	Projection 2026-2027
ENTERPRISE FUNDS								
Fund Balance July 1, 20XX	\$ 1,923,468	\$ 1,048,327	\$ 3,021,230	\$ 5,802,213	\$ 5,419,068	\$ 5,287,744	\$ 4,978,117	\$ 4,489,653
Revenue								
Local Sources	4,222,101	968,667	3,552,271	5,100,889	4,980,171	5,125,681	5,275,938	5,431,109
State Sources	107,792	1,999	212,891	156,198	856,929	874,068	891,549	909,380
Federal Sources	2,847,787	6,218,847	7,899,249	3,154,311	3,737,784	3,812,540	3,888,791	3,966,567
Other Sources	-	-	-	-	-	-	-	-
Total Revenue	7,177,680	7,189,513	11,664,411	8,411,398	9,574,884	9,812,289	10,056,278	10,307,056
Expenditures								
Salaries	3,858,326	3,015,662	3,709,777	3,995,208	3,736,103	3,864,273	3,992,557	4,120,547
Benefits	1,816,617	1,682,327	1,609,608	1,713,591	1,896,722	1,982,075	2,065,322	2,145,870
Purchased Prof. Services	123,860	41,231	142,460	138,269	180,519	188,876	197,202	205,459
Purchased Property Services	34,025	34,434	55,625	42,875	20,800	21,840	22,932	24,079
Other Purchased Services	62,775	2,040	24,320	47,495	353,341	370,848	389,122	408,194
Supplies - Food and Consum.	1,966,169	1,850,850	2,682,283	2,412,858	2,988,137	3,137,271	3,293,676	3,457,704
Property and Equipment	57,634	58,932	58,714	359,290	452,186	474,778	498,489	523,373
Other Objects	58,415	31,134	100,641	96,565	78,400	81,955	85,442	88,838
Other Uses of Funds	25,000	-	-	-	-	-	-	-
Total Expenditures	8,002,821	6,716,610	8,383,428	8,806,151	9,706,208	10,121,916	10,544,742	10,974,064
Excess of Revenue Over (Under) Expenditures	(825,141)	472,903	3,280,983	(394,753)	(131,324)	(309,627)	(488,464)	(667,008)
Fund Transfers/Other Financing	(50,000)	1,500,000	(500,000)	11,608	-	-	-	-
Net Change in Fund Balance	(875,141)	1,972,903	2,780,983	(383,145)	(131,324)	(309,627)	(488,464)	(667,008)
Fund Balance June 30, 20XX	\$ 1,048,327	\$ 3,021,230	\$ 5,802,213	\$ 5,419,068	\$ 5,287,744	\$ 4,978,117	\$ 4,489,653	\$ 3,822,645

	Actual 2019-2020	Actual 2020-2021	Actual 2021-2022	Budget 2022-2023	Budget 2023-2024	Projection 2024-2025	Projection 2025-2026	Projection 2026-2027
INTERNAL SERVICE FUND								
Fund Balance July 1, 20XX	\$ 18,910,655	\$ 21,450,408	\$ 22,303,194	\$ 22,653,480	\$ 22,773,480	\$ 23,051,480	\$ 23,329,480	\$ 23,607,480
Revenue								
Local Sources	224,158	1,112,774	31,462	120,000	278,000	278,000	278,000	278,000
State Sources	-	-	-	-	-	-	-	-
Federal Sources	-	-	-	-	-	-	-	-
Other Sources	30,258,309	29,359,067	28,317,380	31,393,932	32,963,629	34,611,810	36,342,401	38,159,521
Total Revenue	30,482,467	30,471,841	28,348,842	31,513,932	33,241,629	34,889,810	36,620,401	38,437,521
Expenditures								
Salaries	-	-	-	-	-	-	-	-
Benefits	27,908,115	29,581,751	27,960,795	31,356,657	32,924,490	34,570,714	36,299,250	38,114,213
Purchased Prof. Services	34,392	37,275	37,761	37,275	39,139	41,096	43,150	45,308
Purchased Property Services	-	-	-	-	-	-	-	-
Other Purchased Services	-	-	-	-	-	-	-	-
Supplies and Books	-	-	-	-	-	-	-	-
Property and Equipment	-	-	-	-	-	-	-	-
Other Objects	207	29	-	-	-	-	-	-
Other Uses of Funds	-	-	-	-	-	-	-	-
Total Expenditures	27,942,714	29,619,055	27,998,556	31,393,932	32,963,629	34,611,810	36,342,401	38,159,521
Excess of Revenue Over (Under) Expenditures	2,539,753	852,786	350,286	120,000	278,000	278,000	278,000	278,000
Net Change in Fund Balance	2,539,753	852,786	350,286	120,000	278,000	278,000	278,000	278,000
Fund Balance June 30, 20XX	\$ 21,450,408	\$ 22,303,194	\$ 22,653,480	\$ 22,773,480	\$ 23,051,480	\$ 23,329,480	\$ 23,607,480	\$ 23,885,480

North Penn School District
2023-2024 Budget

General Fund

The General Fund is the main operating fund of the District. It is used to account for all financial resources except those required to be accounted for in another fund and is where operating revenue and expenditures are budgeted and recorded. Currently, \$28.2 million of fund balance has been committed for anticipated capital projects and \$2.7 million of fund balance has been assigned for self-funded insurance costs.

	Actual 2019-2020	Actual 2020-2021	Actual 2021-2022	Budget 2022-2023	Budget 2023-2024	Projection 2024-2025	Projection 2025-2026	Projection 2026-2027
GENERAL FUND								
Fund Balance July 1, 20XX	\$ 41,114,415	\$ 37,888,161	\$ 42,236,822	\$ 48,543,887	\$ 43,476,676	\$ 42,644,595	\$ 31,306,182	\$ 21,710,065
Revenue								
Local Sources	207,421,572	217,029,929	222,824,483	227,397,434	240,155,474	251,670,828	262,739,041	273,605,487
State Sources	53,883,566	54,362,597	55,882,162	59,932,596	63,427,744	56,787,376	58,815,872	60,834,913
Federal Sources	3,637,347	4,940,833	8,079,613	7,978,908	7,803,394	3,819,214	3,895,598	3,973,510
Other Sources	51,231,031	10,012,393	500,000	10,000	-	-	-	-
Total Revenue	316,173,516	286,345,752	287,286,258	295,318,938	311,386,612	312,277,418	325,450,511	338,413,910
Expenditures								
Salaries	131,099,235	130,507,238	137,986,944	145,288,272	150,376,794	155,004,416	159,775,297	164,693,895
Benefits	78,190,196	78,584,203	79,525,720	86,902,236	90,114,045	94,167,020	97,974,570	102,640,398
Purchased Prof. Services	8,600,372	9,506,360	10,340,711	12,812,112	13,210,255	13,870,768	14,564,306	15,292,521
Purchased Prop. Services	1,656,391	1,481,532	1,896,072	1,947,946	2,120,140	2,226,147	2,337,454	2,454,327
Other Purchased Services	16,507,438	18,598,055	19,684,451	20,670,546	21,516,153	22,591,961	23,721,559	24,907,637
Supplies and Books	8,995,707	8,592,811	9,601,340	11,946,412	13,501,721	14,176,807	14,885,647	15,629,929
Property and Equipment	4,680,514	3,460,841	3,690,871	2,777,500	3,418,250	3,589,163	3,768,621	3,957,052
Other Objects	6,719,636	3,312,634	2,529,131	4,057,584	3,688,538	3,413,665	3,130,618	2,882,103
Other Uses of Funds	60,450,281	21,220,000	8,736,000	9,800,000	10,279,000	10,581,000	10,698,000	6,960,000
Total Expenditures	316,899,770	275,263,674	273,991,240	296,202,608	308,224,896	319,620,947	330,856,072	339,417,862
Excess of Revenue Over (Under) Expenditures	(726,254)	11,082,078	13,295,018	(883,670)	3,161,716	(7,343,529)	(5,405,561)	(1,003,952)
Fund Transfers	(2,500,000)	(6,733,417)	(6,987,953)	(4,183,541)	(3,993,797)	(3,994,884)	(4,190,556)	(8,208,177)
Net Change in Fund Balance	(3,226,254)	4,348,661	6,307,065	(5,067,211)	(832,081)	(11,338,413)	(9,596,117)	(9,212,129)
Fund Balance June 30, 20XX	\$ 37,888,161	\$ 42,236,822	\$ 48,543,887	\$ 43,476,676	\$ 42,644,595	\$ 31,306,182	\$ 21,710,065	\$ 12,497,936

General Fund revenues

The General Fund of the District is funded from local, state, and federal sources of revenue. Local revenue is the largest source of revenue which accounts for 77.1% of the \$311,386,612 total budgeted revenue for the 2023-2024 fiscal year. The remaining 22.9% of revenue budgeted is comprised of state subsidies and grants (20.4%) as well as federal grant funds (2.5%).

Local sources

The largest portion of local revenue is comprised of current taxes on real estate. Local current real estate tax revenue is budgeted to be \$205,321,052 which is 85.5% of local revenue sources budgeted and 65.9% of total revenue sources budgeted. Current real estate tax revenue is budgeted \$9,922,140 higher than budgeted in the previous year. The North Penn School District lies in Montgomery and Bucks Counties so there are two real estate tax bases that make up current real estate tax revenue. The assessed property value for Bucks County is \$2,870,106 and Montgomery County is \$7,354,018,018 for the 2023-2024 school year.

The second largest source of local revenue is from proportional tax assessments including earned income taxes (EIT) and real estate transfer taxes. Both of these taxes are collected at a rate of 50% of the total tax levy. The remaining 50% is received by the local municipality. The District anticipates collecting \$20.7 million in EIT revenue and \$3.4 million in real estate transfer taxes. Other local revenue sources include interim and delinquent payments on real estate taxes, earnings on investments, revenues from district activities, and other various sources.

North Penn School District
2023-2024 Budget

State sources

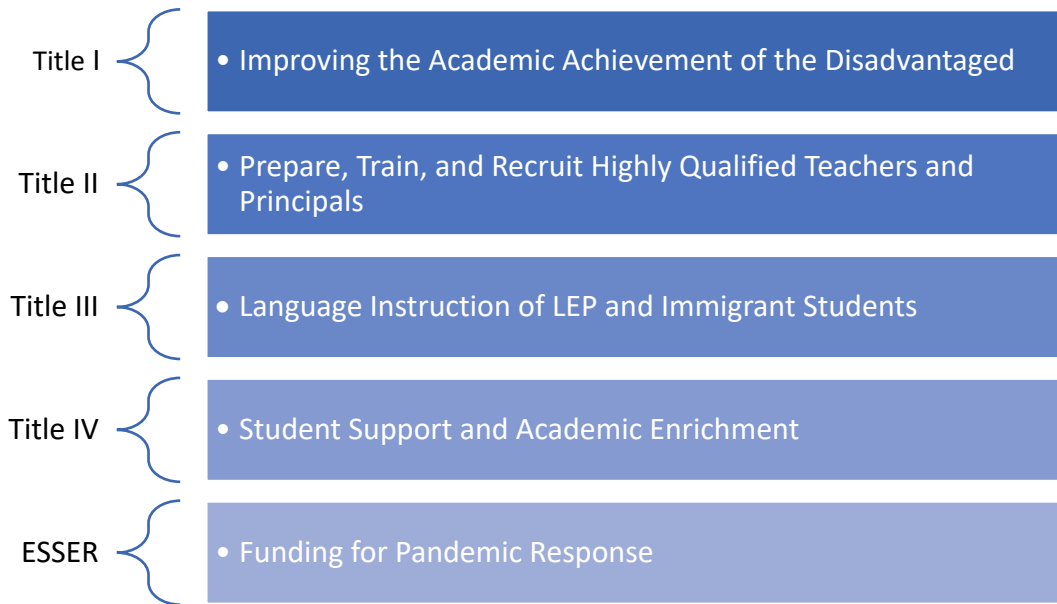
State sources comprise 20.4% of the total budget at \$63,427,744 which is an increase of \$3,495,148 from the 2022-2023 fiscal year. State sources include subsidies from basic education, special education, transportation, property tax reduction allocation, retirement, Social Security/Medicare subsidy, and rental (or building reimbursement) payments. The chart on the next page shows the budgeted subsidy payments for the 2023-2024 fiscal year.

The largest line item in the state sources comes from the state’s share of retirement contributions. The state reimburses the District for one-half of its Public School Employees’ Retirement System (PSERS) retirement costs. For 2023-2024, the rate that the District pays into PSERS is 34.00% for qualifying earnings and in return the state reimburses one-half of this cost. This amount is \$24,740,874 which is a \$284,190 (1.14%) decrease from the previous year. This decrease is attributed to a decrease in the retirement rate net of salary increases. The state also reimburses the District for one-half of its Social Security and Medicare payroll taxes which equates to \$5,743,580.

The District also receives money from the state to offset property taxes from Act 1 of 2006. These funds are collected by the state through gaming revenues and other tax programs which are then distributed to school districts to pass on as a tax reduction to approved homestead and farmstead properties. The allocation for the 2023-2024 school year is \$6,300,788 which equates to a tax reduction of \$264.53 for each eligible property.

Federal sources

Revenue from federal sources is comprised primarily of grant money for specific programs. The District receives money for the following programs:



The District also receives funds through the School-Based Access Medical Program which provides reimbursement for eligible health care service costs.

North Penn School District 2023-2024 Budget

General Fund Revenue Detail

	Actual 2019-2020	Actual 2020-2021	Actual 2021-2022	Budget 2022-2023	Budget 2023-2024
6000 - Revenue from Local Sources					
6111 - Current Real Estate Taxes	\$ 177,744,239	\$ 185,145,402	\$ 188,594,718	\$ 195,398,912	\$ 205,321,052
6112 - Interim Real Estate Taxes	1,730,660	1,311,555	1,695,801	800,000	900,000
6113 - Public Utility Realty Tax	176,700	194,198	202,345	190,000	200,000
6114 - Payments in Lieu of Taxes	349	349	349	350	350
6150 - Current Act 511 Taxes	20,511,537	22,583,681	25,663,373	23,900,000	24,100,000
6400 - Delinquent Taxes Levied	1,516,873	2,177,236	2,762,410	2,000,000	1,500,000
6500 - Earnings on Investments	2,347,310	439,168	527,730	1,500,000	4,100,000
6700 - Revenue from Student Activ.	245,036	229,757	281,368	291,000	343,000
6832 - Federal IDEA Pass Through	2,251,801	2,323,659	2,307,234	2,298,329	2,675,072
6833 - Federal IDEA ARP Pass Through	-	-	162,596	354,843	-
6837 - Fedearl COVID Pass Through	-	1,625,619	-	-	-
6910 - Rentals	70,494	117,338	167,849	165,000	165,000
6940 - Tuitions	48,243	16,670	-	-	-
6944 - Receipts from Other PA LEAS	264,928	149,653	77,826	150,000	100,000
6999 - All Other Local Revenues	513,402	715,644	380,884	349,000	751,000
Total from Local Sources	207,421,572	217,029,929	222,824,483	227,397,434	240,155,474
7000 - Revenue from State Sources					
7110 - Basic Education Funding	11,055,327	11,055,307	11,810,996	12,165,388	15,151,206
7112 - Basic Education Funding -Social Security	4,254,795	5,040,061	4,847,922	5,525,157	5,743,580
7160 - Tuition - Orphans/Priv. Homes	325,271	157,734	115,017	160,000	100,000
7250 - Migratory Child	160	160	-	-	-
7271 - Special Education Funding	6,774,836	6,787,924	7,024,856	7,030,836	7,478,294
7310 - Transportation	2,219,428	2,210,285	1,747,129	2,150,000	2,150,000
7320 - Rental Payments	966,794	689,333	463,609	645,467	471,456
7330 - Health Services	280,951	280,451	269,561	280,000	280,000
7340 - State Property Tax Red. Alloc.	5,210,934	5,206,406	5,189,050	6,373,145	6,300,788
7361 - School Safety and Security Grants	216,714	42,072	97,439	-	434,007
7505 - Ready to Learn Block Grant	577,539	577,539	577,539	577,539	577,539
7599 - Additional Grants	-	171,851	750	-	-
7820 - Retirement Payment Rev.	22,000,817	22,143,474	23,738,294	25,025,064	24,740,874
Total from State Sources	53,883,566	54,362,597	55,882,162	59,932,596	63,427,744
8000 - Revenue from Federal Sources					
8390 - Restricted Grants	71,484	74,691	76,787	71,000	71,000
8514 - Title I	1,145,486	1,104,889	1,204,067	1,830,336	1,514,804
8515 - Title II	222,750	206,457	274,851	526,601	483,276
8516 - Title III	141,991	147,020	134,792	277,626	354,549
8517 - Title IV	98,310	83,824	66,976	93,751	93,751
8741 - ESSER	-	215,775	768,488	-	-
8742 - GEER	-	27,300	124,235	-	-
8743 - ESSER II	-	1,744,486	2,861,776	-	-
8744 - ARP ESSER	-	49,128	801,405	3,735,457	3,985,471
8749 - Other CARES Act Funding	-	603,825	417,960	20,000	-
8751 - ARP ESSER Learning Loss	-	-	6,000	258,160	215,579
8752 - ARP ESSER Summer Programs	-	-	5,068	24,190	48,500
8753 - ARP ESSER Afterschool Programs	-	-	13,820	71,879	36,464
8754 - ARP ESSER Homeless Children and Youth	-	-	30,275	14,908	-
8810 - Medical Access Reimb.	1,900,000	600,000	1,200,000	1,000,000	1,000,000
8820 - Medical Access Admin Reimb.	57,326	83,438	93,113	55,000	-
Total from Federal Sources	3,637,347	4,940,833	8,079,613	7,978,908	7,803,394
9000 - Other Financing Sources	51,231,031	10,012,393	500,000	10,000	-
Grand Total Revenue	\$ 316,173,516	\$ 286,345,752	\$ 287,286,258	\$ 295,318,938	\$ 311,386,612

North Penn School District
2023-2024 Budget

General Fund expenditures

For the 2023-2024 school year, budgeted expenditures in the General Fund are \$312,218,693 which is an increase of \$11,832,544 (3.94%) from 2022-2023. One of the many challenges facing North Penn School District as well as the other 499 public school district in the Commonwealth is the required contribution to the Public School Employees' Retirement System (PSERS). Districts are required to pay a defined contribution amount towards employee pensions each year to PSERS. For the 2023-2024 school year, this amount is 34.00% which means that for each \$1 in eligible salaries the District must contribute 34 cents to PSERS. The total budgeted PSERS expenditures is \$50,661,755 for 2023-2024 which is a slight increase of \$32,457 (0.06%) from the previous year.

Along with the PSERS contributions, the other major items impacting the budget are:

- Salaries and benefits – salaries and related employee benefits have increased by 3.57%. New positions were added to the budget include additional psychologists, teachers, teacher assistants, security personnel, speech and language pathologist, instructional coaches, and an Assistant Superintendent.
- Supplies and books – increase due to an adoption of new curricular materials at approximately \$1.5 million
- Property and equipment – increase for new computing equipment of approximately \$933,000

The net increase in these major items totals \$10,733,331.

North Penn School District
2023-2024 Budget

General Fund Expenditure Detail

	Actual 2019-2020	Actual 2020-2021	Actual 2021-2022	Budget 2022-2023	Budget 2023-2024
1100 - Regular Programs					
100 - Salaries	\$ 70,356,125	\$ 71,451,348	\$ 74,362,921	\$ 76,181,615	\$ 78,315,180
200 - Benefits	39,801,161	40,734,919	40,954,721	43,775,566	45,115,806
300 - Purchased Prof. Services	266,859	349,101	277,153	542,343	638,344
400 - Purchased Property Services	32,971	20,598	30,301	78,171	78,150
500 - Other Purchased Services	1,765,955	2,857,127	3,207,215	3,077,793	3,047,823
600 - Supplies and Books	3,675,496	3,557,592	3,688,684	4,618,423	6,029,773
700 - Property and Equipment	2,609,318	1,991,870	2,600,616	1,270,000	1,966,000
800 - Other Objects	-	1,100	685	10,432	14,182
Total Regular Programs	118,507,885	120,963,655	125,122,296	129,554,343	135,205,258
1200 - Special and Gifted Education					
100 - Salaries	22,311,366	21,335,012	22,703,552	24,908,749	25,457,520
200 - Benefits	14,600,443	14,312,697	14,510,030	15,933,891	16,661,923
300 - Purchased Prof. Services	3,854,219	4,332,438	4,593,809	5,552,151	5,253,535
500 - Other Purchased Services	5,341,077	5,733,456	5,593,675	5,856,984	6,216,491
600 - Supplies and Books	131,706	96,323	158,447	256,451	303,361
700 - Property and Equipment	14,945	-	-	-	-
800 - Other Objects	790	-	(75)	500	-
Total Special Education	46,254,546	45,809,926	47,559,438	52,508,726	53,892,830
1300 - Vocational Education					
500 - Other Purchased Services	4,117,389	4,294,228	4,538,915	4,796,183	5,019,126
Total Vocational Education	4,117,389	4,294,228	4,538,915	4,796,183	5,019,126
1400 - Other Instructional Programs					
100 - Salaries	50,110	99,774	214,788	212,467	340,427
200 - Benefits	21,249	42,060	99,401	91,239	165,338
300 - Purchased Prof. Services	55,361	61,825	9,192	105,000	90,000
500 - Other Purchased Services	117,337	40,803	36,154	70,500	65,500
600 - Supplies and Books	18	22,326	32,755	1,000	28,955
Total Other Instructional Programs	244,075	266,788	392,290	480,206	690,220
1500 - Nonpublic Programs					
300 - Purchased Prof. Services	19,286	18,975	6,117	22,232	8,924
600 - Supplies and Books	-	1,542	1,612	1,584	6,937
Total Nonpublic Programs	19,286	20,517	7,729	23,816	15,861

North Penn School District
2023-2024 Budget

	Actual 2019-2020	Actual 2020-2021	Actual 2021-2022	Budget 2022-2023	Budget 2023-2024
1800 - Pre Kindergarten					
100 - Salaries	36,835	51,246	51,103	60,028	64,621
200 - Benefits	15,596	21,502	21,487	25,758	26,915
600 - Supplies and Books	-	-	-	400	400
Total Pre Kindergarten	52,431	72,748	72,590	86,186	91,936
2100 - Pupil Personnel					
100 - Salaries	8,257,572	8,622,515	8,688,651	9,332,117	9,914,266
200 - Benefits	4,789,965	4,948,998	4,871,220	5,392,275	5,778,440
300 - Purchased Prof. Services	1,524,295	1,923,838	1,862,905	2,616,330	2,407,196
500 - Other Purchased Services	2,902	2,738	6,305	14,250	14,200
600 - Supplies and Books	57,268	101,183	120,415	151,271	138,852
800 - Other Objects	980	275	4,675	13,150	12,900
Total Pupil Personnel	14,632,982	15,599,547	15,554,171	17,519,393	18,265,854
2200 - Instructional Support					
100 - Salaries	4,560,295	4,667,783	5,130,395	6,425,506	6,632,109
200 - Benefits	3,068,477	3,151,169	3,365,437	4,453,797	4,266,881
300 - Purchased Prof. Services	169,222	175,318	227,184	309,162	586,995
400 - Purchased Property Services	37,460	87,448	35,645	35,100	36,000
500 - Other Purchased Services	13,613	648	13,408	37,000	50,050
600 - Supplies and Books	668,546	454,953	424,261	584,976	490,023
700 - Property and Equipment	98,907	403,457	7,475	468,000	148,000
800 - Other Objects	2,152	4,277	4,036	4,250	4,750
Total Instructional Support	8,618,672	8,945,053	9,207,841	12,317,791	12,214,808
2300 - Administration Services					
100 - Salaries	7,699,354	7,672,411	8,271,032	7,904,744	8,216,666
200 - Benefits	4,326,085	4,346,197	4,540,565	4,632,368	4,751,475
300 - Purchased Prof. Services	460,832	571,257	879,959	487,495	725,675
400 - Purchased Property Services	250	-	3,797	1,350	1,350
500 - Other Purchased Services	378,269	394,032	563,043	436,030	512,381
600 - Supplies and Books	105,054	91,999	103,534	128,801	131,769
700 - Property and Equipment	-	22,149	5,674	7,000	-
800 - Other Objects	115,498	-	22,502	22,147	22,023
Total Administration Services	13,085,342	13,098,045	14,390,106	13,619,935	14,361,339

North Penn School District
2023-2024 Budget

	Actual 2019-2020	Actual 2020-2021	Actual 2021-2022	Budget 2022-2023	Budget 2023-2024
2400 - Pupil Health Services					
100 - Salaries	2,059,999	1,944,456	2,210,728	2,255,908	2,666,752
200 - Benefits	1,462,422	1,389,418	1,461,445	1,545,217	1,824,317
300 - Purchased Prof. Services	1,573,270	1,630,179	1,845,864	1,728,721	1,732,665
400 - Purchased Property Services	735	950	1,329	3,650	3,650
500 - Other Purchased Services	393	111	209	-	500
600 - Supplies and Books	29,015	59,239	41,678	97,418	99,218
700 - Property and Equipment	-	-	-	7,500	-
800 - Other Objects	-	-	-	12,775	12,775
Total Pupil Health Services	5,125,834	5,024,353	5,561,253	5,651,189	6,339,877
2500 - Business Services					
100 - Salaries	1,102,530	1,136,339	1,118,900	1,949,460	1,954,171
200 - Benefits	718,137	710,366	649,499	996,412	1,005,053
300 - Purchased Prof. Services	36,757	56,386	26,305	48,500	66,000
400 - Purchased Property Services	253,687	132,862	224,657	240,035	239,785
500 - Other Purchased Services	19,819	30,714	28,710	24,950	21,300
600 - Supplies and Books	263,775	232,918	307,605	335,779	316,194
800 - Other Objects	51,816	29,132	81,785	79,100	72,100
Total Business Services	2,446,521	2,328,717	2,437,461	3,674,236	3,674,603
2600 - Operation and Maintenance					
100 - Salaries	7,054,378	6,709,297	7,299,844	7,520,991	7,829,731
200 - Benefits	4,494,101	4,405,889	4,536,801	4,887,211	5,186,380
300 - Purchased Prof. Services	131,601	113,238	231,734	263,570	287,050
400 - Purchased Property Services	1,147,455	1,058,677	1,487,245	1,421,165	1,571,510
500 - Other Purchased Services	366,629	416,449	451,407	517,058	552,118
600 - Supplies and Books	3,108,531	3,127,179	3,453,244	4,126,206	4,221,776
700 - Property and Equipment	434,221	304,029	116,326	-	273,750
800 - Other Objects	138	4,110	3,424	3,600	5,700
Total Operation and Maintenance	16,737,054	16,138,868	17,580,025	18,739,801	19,928,015
2700 - Transportation Services					
100 - Salaries	4,228,807	3,500,582	4,359,367	4,456,594	4,792,811
200 - Benefits	2,902,371	2,493,202	2,652,782	2,757,995	2,969,529
300 - Purchased Prof. Services	32,521	40,671	40,246	64,200	34,000
400 - Purchased Property Services	118,607	108,984	64,098	84,500	101,500
500 - Other Purchased Services	3,996,620	4,465,895	4,836,294	5,308,458	5,456,058
600 - Supplies and Books	722,564	586,410	1,043,822	1,320,802	1,212,300
700 - Property and Equipment	1,166,061	695,799	943,987	1,000,000	1,000,000
800 - Other Objects	5,388	5,355	6,144	5,120	5,000
Total Transportation	13,172,939	11,896,898	13,946,740	14,997,669	15,571,198

North Penn School District
2023-2024 Budget

	Actual 2019-2020	Actual 2020-2021	Actual 2021-2022	Budget 2022-2023	Budget 2023-2024
2800 - Data Processing Services					
100 - Salaries	1,700,699	1,770,538	1,900,125	2,295,656	2,334,401
200 - Benefits	1,289,862	1,385,003	1,167,848	1,603,846	1,516,174
300 - Purchased Prof. Services	339,579	149,216	193,192	900,778	988,958
400 - Purchased Property Services	4,491	7,303	4,219	7,320	7,320
500 - Other Purchased Services	76,359	72,049	70,829	153,426	200,610
600 - Supplies and Books	53,334	58,449	56,672	89,000	256,800
700 - Property and Equipment	362,103	46,176	-	-	-
800 - Other Objects	1,404	545	2,685	10,615	10,815
Total Data Processing	3,827,831	3,489,279	3,395,570	5,060,641	5,315,078
2900 - Other Support Services					
100 - Salaries	40,904	44,584	30,685	-	-
200 - Benefits	15,458	17,886	15,585	-	-
500 - Other Purchased Services	209,412	212,641	209,200	209,201	209,201
Total Other Support Services	265,774	275,111	255,470	209,201	209,201
3200 - Student Activities					
100 - Salaries	1,639,450	1,500,375	1,642,634	1,779,412	1,798,808
200 - Benefits	684,520	624,478	677,954	804,672	800,125
300 - Purchased Prof. Services	91,744	55,863	79,481	171,630	127,200
400 - Purchased Property Services	59,609	64,711	44,782	76,655	80,875
500 - Other Purchased Services	101,384	77,163	129,086	168,714	150,514
600 - Supplies and Books	167,104	192,888	157,441	218,074	246,245
700 - Property and Equipment	-	19,510	16,794	25,000	30,500
800 - Other Objects	94,020	58,044	80,008	114,673	126,075
Total Student Activities	2,837,831	2,593,032	2,828,180	3,358,830	3,360,342
3300 - Community Services					
100 - Salaries	811	978	2,219	5,026	59,331
200 - Benefits	350	419	942	1,990	45,688
300 - Purchased Prof. Services	44,825	28,056	67,570	-	-
500 - Other Purchased Services	280	-	-	-	280
600 - Supplies and Books	7,234	9,810	11,172	16,228	19,118
Total Community Services	53,500	39,263	81,903	23,244	124,417
4600 - Building Improvement					
300 - Purchased Prof. Services	-	-	-	-	263,715
400 - Purchased Property Services	-	12,341	-	-	-
Total Building Improvement	-	12,341	-	-	263,715
5100 - Debt Service					
800 - Other Objects	6,448,472	3,175,305	2,323,262	2,281,218	1,902,218
900 - Other Uses of Funds	60,450,281	21,220,000	8,736,000	9,800,000	10,279,000
Total Debt Service	66,898,753	24,395,305	11,059,262	12,081,218	12,181,218

North Penn School District
2023-2024 Budget

	Actual 2019-2020	Actual 2020-2021	Actual 2021-2022	Budget 2022-2023	Budget 2023-2024
5200 - Fund Transfers					
900 - Other Uses of Funds	2,500,000	6,733,417	6,987,953	4,183,541	3,993,797
Total Fund Transfers	2,500,000	6,733,417	6,987,953	4,183,541	3,993,797
5500 - Extraordinary Losses					
900 - Other Uses of Funds	1,125	-	-	-	-
Total Debt Service	1,125	-	-	-	-
5900 - Budgetary Reserve					
800 - Other Objects	-	-	-	1,500,000	1,500,000
Total Budgetary Reserve	-	-	-	1,500,000	1,500,000
Grand Total Expenditures	\$ 319,399,770	\$ 281,997,091	\$ 280,979,193	\$ 300,386,149	\$ 312,218,693

North Penn School District
2023-2024 Budget

General Fund Expenditure Summary By Location

<u>Location</u>	<u>Department</u>	<u>Actual 2019-2020</u>	<u>Actual 2020-2021</u>	<u>Actual 2021-2022</u>	<u>Budget 2022-2023</u>	<u>Budget 2023-2024</u>
1	Superintendent	1,138,896	975,774	1,268,472	1,219,136	304,084
2	Business Office	74,744,080	37,571,263	25,325,087	25,252,550	25,953,186
4	Human Resources	1,947,423	2,774,747	2,463,994	5,514,056	5,732,316
5	Pupil Services	-	-	28,703	-	-
6	Nutrition Services	56,362	62,470	53,151	-	-
7	Community Relations	1,510,887	2,433,047	1,215,453	1,767,069	1,485,392
8	Physical Plant	3,699,598	3,744,244	3,538,090	3,894,221	4,068,186
9	Transportation	13,137,595	11,771,356	13,811,607	14,860,589	15,432,917
10	Technology	6,392,925	5,222,288	6,258,638	5,531,176	6,410,594
12	Warehouse	664,582	618,755	546,033	575,330	573,515
13	Assessment	62,075	26,292	29,477	167,475	160,893
14	Dir. Of Elementary Ed.	1,351,239	1,042,058	2,281,027	1,829,948	1,804,648
15	Dir. Of Secondary Ed.	6,159,019	6,332,499	4,914,516	5,323,160	5,934,413
16	Curriculum	5,071,794	4,865,469	7,605,382	11,224,169	12,757,114
17	Special Ed.	52,729,640	52,837,182	54,803,157	59,744,374	62,352,886
18	Security	476,026	284,753	654,326	533,165	652,978
19	Healthcare Center	-	-	-	-	638,272
20	Bridle Path	6,090,447	6,055,272	6,265,516	6,522,204	6,364,836
21	Gwyn-Nor	6,560,240	6,268,428	6,486,337	6,791,369	7,306,051
22	Gwynedd Square	6,304,930	6,362,258	6,794,659	7,216,743	7,363,740
23	Hatfield	5,958,953	5,721,636	5,964,920	6,155,395	6,568,881
24	Inglewood	5,530,560	5,317,237	5,701,957	5,925,792	6,406,805
25	Knapp	6,586,254	6,928,366	6,981,015	7,267,089	7,324,456
26	Kulp	6,089,682	6,134,824	6,365,500	6,861,508	7,130,911
27	Montgomery	7,139,684	7,173,619	7,424,647	7,733,266	7,776,841
28	Nash	4,799,028	4,927,044	5,489,784	5,747,149	5,877,237
29	North Wales	4,775,004	4,883,518	5,289,377	5,384,183	5,802,470
30	Oak Park	5,599,492	5,620,445	5,696,246	6,045,990	6,461,092
31	Walton Farm	6,189,939	6,684,080	6,575,422	6,760,737	6,869,143
32	York Avenue	4,062,941	4,104,099	4,412,833	4,433,842	4,312,282
50	Pennbrook	11,012,614	10,990,697	10,851,463	10,893,720	11,082,666
60	Pennfield	10,906,109	10,833,994	10,749,360	11,469,756	11,697,935
70	Penndale	15,271,355	15,536,191	16,079,616	17,034,673	16,626,276
80	NPHS	35,411,220	35,828,022	36,933,349	38,538,904	40,888,988
82	NPHS ROTC	281,421	287,424	292,020	256,326	260,253
90	Northbridge	1,687,756	1,777,740	1,828,059	1,911,085	1,836,436
	Total Expenditures	319,399,770	281,997,091	280,979,193	300,386,149	312,218,693

North Penn School District
2023-2024 Budget

General Fund budget forecast

The North Penn School District has developed a General Fund budget forecast to anticipate future revenues and expenditures and how this will impact the District's fund balance. As with the current year budget, the largest factors in the forecast include the Act 1 index and the state budget for revenues as well as salaries, benefits, PSERS retirement contributions, charter schools, special education costs and building improvements.

The following assumptions were made in these forecasts:

- Millage increases equal to 4.5%, 4.2%, and 3.9% each year respectively
- Growth of tax base of 0.4% per year
- 96.8% tax collection rate
- 2.75% annual increases in earned income tax
- 2% annual increases for real estate transfer taxes
- Increases of 2.5% for interim and other local revenue
- 2% increases to basic education and special education state subsidies
- \$100,000 annual increase for property tax relief allocation and transportation subsidies
- 2% annual increases in federal revenue
- 3.25% increase annually for professional staff, net of retirements and new positions
- 2.75% increase for all other staff
- Pension rates using PSERS projected rates as of December 2022
- Increases in other benefits – 2% for 2024-25 and 2025-26, 5% for 2026-27
- 5% increases per year in professional/technical services, purchased property services, other purchased services, supplies, property & equipment, and other objects.
- Budgetary reserve equal to \$1.5 million per year
- Dropoff in debt service added to Capital Reserve Fund transfer

The District plans on continuing to explore cost savings options and other revenue sources in the upcoming years. The current total fund balance is over 13% of expenditures. The District employs a conservative budgeting approach with sufficient budgetary reserve so that actual results will produce a positive variance from the budget.

North Penn School District
2023-2024 Budget

	2023-2024 Final Budget	2024-2025 Projection	2025-2026 Projection	2026-2027 Projection
Revenues				
Total Net Collectible Current Real Estate Taxes	\$ 205,321,052	\$ 215,373,587	\$ 225,512,466	\$ 235,425,230
Percent Increase Millage	4.10%	4.50%	4.20%	3.90%
Earned Income Tax	20,700,000	21,269,250	21,854,154	22,455,143
Real Estate Transfer Taxes	3,400,000	3,468,000	3,537,360	3,608,107
Interim Real Estate Taxes	900,000	922,500	945,563	969,202
Other Local Revenue	9,834,422	10,080,283	10,332,290	10,590,597
Total Local Revenue - 6000	240,155,474	251,113,620	262,181,833	273,048,279
Basic Education Funding	15,151,206	15,454,230	15,763,315	16,078,581
Special Education Funding	7,478,294	7,627,860	7,780,417	7,936,025
Property Tax Reduction Allocation	6,300,788	6,400,788	6,500,788	6,600,788
Retirement Subsidy	24,740,874	26,916,517	28,352,126	29,768,422
Social Security Subsidy	5,743,580	5,928,919	6,111,405	6,299,541
Transportation Subsidy	2,150,000	2,250,000	2,350,000	2,450,000
Other State Revenue	1,863,002	1,900,262	1,938,267	1,977,032
Total State Revenue - 7000	63,427,744	66,478,576	68,796,318	71,110,389
Total Federal Revenue - 8000	7,803,394	3,819,214	3,895,598	3,973,510
Total Other Revenue - 9000	-	-	-	-
Total Revenues	311,386,612	321,411,410	334,873,749	348,132,178
Expenditures				
Salaries - 100	150,376,794	155,004,416	159,775,297	164,693,895
Retirement - 230	50,661,755	53,833,034	56,704,253	59,536,843
Social Security - 220	11,444,498	11,766,038	12,131,010	12,507,283
Other Employee Benefits - 200	28,007,792	28,567,948	29,139,307	30,596,272
Purchased Professional & Technical Services - 300	13,210,255	13,870,768	14,564,306	15,292,521
Purchased Property Services - 400	2,120,140	2,226,147	2,337,454	2,454,327
Other Purchased Services - 500	21,516,153	22,591,961	23,721,559	24,907,637
Supplies - 600	13,501,721	14,176,807	14,885,647	15,629,929
Property - 700	3,418,250	3,589,163	3,768,621	3,957,052
Interest on Bonds	1,624,258	1,321,171	1,008,499	728,878
Principal on Bonds	10,279,000	10,581,000	10,698,000	6,960,000
Other Objects - 800	564,280	592,494	622,119	653,225
Capital Reserve Transfer	3,993,797	3,994,884	4,190,556	8,208,177
Budgetary Reserve	1,500,000	1,500,000	1,500,000	1,500,000
Total Expenses	312,218,693	323,615,831	335,046,628	347,626,039
Revenues Over (Under) Expenses	(832,081)	(2,204,421)	(172,879)	506,139
Beginning Fund Balance 7/1 Assigned + Unassigned	43,476,676	42,644,595	40,440,174	40,267,295
Ending Fund Balance 6/30 Assigned + Unassigned	42,644,595	40,440,174	40,267,295	40,773,434

North Penn School District
2023-2024 Budget

Capital Projects Fund

The Capital Projects Funds are comprised of the Capital Reserve Fund and any capital funds where bond proceeds are deposited to use for construction projects. For 2023-2024, there is a projected beginning fund balance of 8,163,156 in bond and capital reserve funds available that will be used to finish the following project:

- Renovations/classroom additions to Knapp Elementary School
- Design of renovations to North Penn High School

Annually the District evaluates the General Fund budget results to determine the amount, if any, available to transfer to the Capital Projects Fund to fund major projects.

	Actual 2019-2020	Actual 2020-2021	Actual 2021-2022	Budget 2022-2023	Budget 2023-2024	Projection 2024-2025	Projection 2025-2026	Projection 2026-2027
CAPITAL PROJECTS FUND								
Fund Balance July 1, 20XX	\$ 31,666,106	\$ 31,088,794	\$ 11,586,696	\$ 8,854,615	\$ 8,163,156	\$ 7,576,953	\$ 2,991,837	\$ 23,602,393
Revenue								
Local Sources	456,481	81,549	40,792	125,000	420,000	420,000	420,000	420,000
State Sources	-	-	-	-	-	-	-	-
Federal Sources	-	-	-	-	-	-	-	-
Other Sources	-	-	-	-	-	-	60,000,000	60,000,000
Total Revenue	<u>456,481</u>	<u>81,549</u>	<u>40,792</u>	<u>125,000</u>	<u>420,000</u>	<u>420,000</u>	<u>60,420,000</u>	<u>60,420,000</u>
Expenditures								
Salaries	-	-	-	-	-	-	-	-
Benefits	-	-	-	-	-	-	-	-
Purchased Prof. Services	1,553,734	787,724	575,863	700,000	3,420,000	7,420,000	9,420,000	11,420,000
Purchased Property Services	1,360,531	21,312,741	8,931,419	3,875,000	1,355,000	1,355,000	34,355,000	67,355,000
Other Purchased Services	550,105	10,428	-	-	-	-	-	-
Supplies and Books	9,173	6,821	17,287	50,000	-	-	-	-
Property and Equipment	5,788	2,599,063	213,993	375,000	225,000	225,000	225,000	225,000
Other Objects	54,462	41,872	22,264	-	-	-	-	-
Other Uses of Funds	-	58,415	-	-	-	-	-	-
Total Expenditures	<u>3,533,793</u>	<u>24,817,064</u>	<u>9,760,826</u>	<u>5,000,000</u>	<u>5,000,000</u>	<u>9,000,000</u>	<u>44,000,000</u>	<u>79,000,000</u>
Excess of Revenue Over (Under) Expenditures	(3,077,312)	(24,735,515)	(9,720,034)	(4,875,000)	(4,580,000)	(8,580,000)	16,420,000	(18,580,000)
Fund Transfers/Other Financing	2,500,000	5,233,417	6,987,953	4,183,541	3,993,797	3,994,884	4,190,556	8,208,177
Net Change in Fund Balance	(577,312)	(19,502,098)	(2,732,081)	(691,459)	(586,203)	(4,585,116)	20,610,556	(10,371,823)
Fund Balance June 30, 20XX	<u>\$ 31,088,794</u>	<u>\$ 11,586,696</u>	<u>\$ 8,854,615</u>	<u>\$ 8,163,156</u>	<u>\$ 7,576,953</u>	<u>\$ 2,991,837</u>	<u>\$ 23,602,393</u>	<u>\$ 13,230,570</u>

Note: 2022-2023 Capital Projects Fund results showed an actual deficit of \$821,155.

North Penn School District
2023-2024 Budget

North Penn School District
Short Term Capital Projects Cash Forecast
(reported on a cash basis)

Fund	Project No.	Projects	6/30/23		
			Contracts/ Budget	Total Expenditures/ Retainage	Balance Due
32	894	Asbestos Abatement	\$ 1,270,758	\$ 946,813	\$ 323,945
32	900	NPHS PA System Engineering Study	\$ 14,500	\$ 13,780	\$ 720
32	900	NPHS PA System	\$ 563,996	\$ 483,116	\$ 80,880
32	901	Facilities Study-NPHS, ESC, Knapp, PD	\$ 43,400	\$ 42,400	\$ 1,000
32	902	Knapp Project Professional, Miscellaneous, and Contingency	\$ 5,599,603	\$ 3,795,385	\$ 1,804,218
32	902	Knapp Project Renovations	\$ 22,428,315	\$ 21,989,831	\$ 438,484
32	904	Pennbrook Library Rooftop HVAC Unit Professional	\$ 8,850	\$ 8,325	\$ 525
32	904	Pennbrook Library Rooftop HVAC Unit	\$ 299,189	\$ 299,189	\$ -
32	907	GS Chiller Engineering	\$ 11,100	\$ 9,735	\$ 1,365
32	907	GS Chiller	\$ 375,320	\$ 372,629	\$ 2,691
32	910	Health Care Center	\$ 1,401,724	\$ 1,401,724	\$ -
32	911	NPHS K-Pod Chiller	\$ 163,900	\$ 163,790	\$ 110
32	21913	Gwyn Nor Roof Replacement	\$ 675,000	\$ 329,905	\$ 345,095
32	80913	Natatorium Roof Replacement	\$ 619,400	\$ 283,956	\$ 335,444
32	914	Chiller Replacements(BP&WF)and Exhaust Fan Installation(BP,GN&WF)	\$ 1,616,250	\$ 824,367	\$ 791,883
32	80912	NPHS renovation study	\$ 126,002	\$ 54,254	\$ 71,748
			\$ 35,217,306	\$ 31,019,199	\$ 4,198,107

Current funding need

^ - Released unused funds to reflect current retainage on the project

Capital Projects & Bond Fund Cash Balances

Fund 32 (Capital Reserve)	\$ 2,740,442	
Bond Fund 32 (Knapp Project)	\$ 2,729,139	
Bond Fund 31 (2014/15 Bond Fund)	\$ 54,264	
Bond Fund 34 (2017 Bond Fund)	\$ 2,751,258	
Bond Fund 36 (2013 Bond Fund)	\$ 211,006	
Bond Fund 37 (2016/17 Bond Fund)	<u>\$ 680,651</u>	
Funds available for Projects	<u>\$ 9,166,760</u>	\$ 4,968,653

North Penn School District
2023-2024 Budget

A 10-year capital improvement plan was updated in September 2023 for the years 2024-2034. The plan is broken into 5-year increments with cost estimates included. Each improvement has been assigned a score, from 1-5 with 5 being the most urgent, to prioritize the list of improvements. Funding for the capital improvement plan is presently not included in the capital projects budget. The District will be working to further prioritize the projects and fund the most critical projects with funds transferred to the Capital Reserve Fund on an annual basis.

Project Description	Average Score	2024	2025-2029	2030-2034
Bridle Path ES (1993)				
BP - Asphalt Paving	3.2		\$584,108	\$0
BP - Gym/Caf wall resurfaced	2.8		\$32,208	\$0
BP - New Backstage Curtain	2.8		\$9,662	\$0
BP - Replace Cafeteria Lighting - 175 W Metal Halide	2.8		\$32,208	\$0
BP - Replace HVAC System	3.2		\$0	\$7,814,400
BP - HAZMAT - Remove Ice Bank	3		\$0	\$293,040
BP - Remove (1) 15,000 Gallon Fuel Oil Tank	2		\$0	\$156,288
BP - Replace Pneumatic Building Controls	3.4		\$0	\$781,440
BP - Replace Water Softener	2.8		\$0	\$48,840
BP - Swipe card on two doors	2.4		\$9,662	\$0
BP - Upgrade Generator	3		\$0	\$293,040
BP - Upgrade Security Cameras	1.2		\$0	\$97,680
BP - Custodial Equipment	2.2		\$8,052	\$29,304
BP - Flooring Replacement	2.6		\$80,520	\$97,680
BP - Painting	2.4		\$24,156	\$29,304
BP - Playground Equipment	3		\$183,000	\$0
BP - Playground Surfacing	3		\$445,300	\$0
		\$0	\$1,408,877	\$9,641,016
Gwyn-Nor ES (2005)				
GN - Asbestos floor tile 1st-3rd grade pod - 20 rooms	3		\$305,976	\$0
GN - Asphalt Paving	2.8		\$314,092	\$0
GN - HAZMAT - VAT Removal and Replacement	2.2		\$0	\$488,400
GN - HAZMAT - Thermal Insulation and Transite Removal	2.2		\$0	\$195,360
GN - Remove (1) 15,000 Gallon Fuel Oil Tank	2		\$0	\$156,288
GN - Carpet replacement - library and modular corridor	2.8		\$104,676	\$0
GN - Concrete sidewalk and curb replacement	2.6		\$96,624	\$117,216
GN - Domestic Water Piping and Gate Valves	3.2		\$0	\$976,800
GN - Drainage along right side of building	2.6		\$0	\$488,400
GN - Water heater for kitchen	3		\$40,260	\$0
GN - Modular Classroom Improvements	3.6		\$805,200	\$0
GN - New Water Softener	2.2		\$0	\$48,840
GN - Rebuild/Replace Boilers	3.2		\$805,200	\$0
GN - Replace Cafeteria HVAC Rooftop Unit	3		\$112,728	\$0
GN - Replace Gym HVAC Rooftop Unit	3		\$0	\$136,752
GN - Replace Gym Lighting - 175 W Metal halide	2.6		\$40,260	\$0
GN - Custodial Equipment	2.2		\$24,156	\$9,768
GN - Flooring Replacement	2.4		\$64,416	\$78,144
GN - Painting	2		\$24,156	\$29,304
GN - Playground Equipment	3		\$183,000	\$0
GN - Playground Surfacing	3		\$329,400	\$0
		\$0	\$3,250,144	\$2,725,272

North Penn School District
2023-2024 Budget

Project Description	Average Score	2024	2025-2029	2030-2034
Gwynedd Square ES (1991)				
GS - Asphalt Replacement	3		\$613,665	\$0
GS - DDC Building Control System (mostly pneumatic)	3.2		\$0	\$781,440
GS - Rebuild/Replace Boilers	3.2		\$0	\$390,720
GS - Replace Cafeteria Lighting - 175 W Metal Halide	2.6		\$32,208	\$0
GS - Replace HVAC System	3.2		\$0	\$7,814,400
GS - Remove (1) 15,000 Gallon Fuel Oil Tank	2		\$0	\$156,288
GS - Replace Gym Lighting - 400 W Metal halide	2.6		\$40,260	\$0
GS - Replace Water Softener	2.4		\$0	\$48,840
GS - Upgrade Generator	3		\$0	\$390,720
GS - Custodial Equipment	2.2		\$8,052	\$29,304
GS - Flooring Replacement	2.8		\$80,520	\$97,680
GS - Painting	2		\$24,156	\$29,304
GS - Playground Equipment	3		\$183,000	\$0
GS - Playground Surfacing	3		\$280,600	\$0
		\$0	\$1,262,461	\$9,738,696
Hatfield ES (2014)				
HA - Asphalt Sealcoating	1.8		\$0	\$59,028
HA - ADA asphalt access to playground	1.6		\$16,104	\$0
HA - Bookcases for faculty room - excess library storage	1.6		\$8,052	\$0
HA - Commercial refrigerator for faculty room	1.6		\$1,610	\$0
HA - New garage door	1.6		\$7,247	\$0
HA - New Water Softener	1.8		\$0	\$48,840
HA - Playground fencing	1.8		\$12,883	\$0
HA - Playground Surfacing	3		\$219,600	\$0
HA - Refinish stage floor	1.8		\$5,636	\$0
HA - Secure sound system on stage - cover & lock	1.6		\$3,221	\$0
HA - Sound panels in serving line and cafeteria	1.8		\$3,221	\$0
HA - Custodial Equipment	2		\$24,156	\$9,768
HA - Flooring Replacement	1		\$0	\$48,840
HA - Painting	1.8		\$0	\$29,304
		\$0	\$301,730	\$195,780
Inglewood ES (2013)				
IN - Asphalt Sealcoating	2.2		\$47,507	\$0
IN - Mirrors - blind spots in hallways	1.6		\$1,610	\$0
IN - New backsplash in kitchen tray return area	1.8		\$0	\$10,360
IN - New Water Softener	2		\$0	\$37,000
IN - Custodial Equipment	2.2		\$8,052	\$22,200
IN - Flooring Replacement	1.8		\$0	\$37,000
IN - Painting	2		\$0	\$22,200
IN - Playground Surfacing	3		\$585,600	\$0
		\$0	\$642,769	\$128,760
Knapp ES - (2022)				
KN - Playground Surfacing	3		\$48,800	\$0
		\$0	\$48,800	\$0

North Penn School District
2023-2024 Budget

Project Description	Average Score	2024	2025-2029	2030-2034
AM Kulp ES (2009)				
KU - Add turning lane to entrance/exit	2		\$0	\$683,760
KU - Asphalt Sealcoating	2.2		\$49,761	\$0
KU - Concrete repairs - steps near gym, receiving area	2.4		\$80,520	\$0
KU - Enlarge kitchen delivery door	1.4		\$19,325	\$0
KU - Remove (1) 15,000 Gallon Fuel Oil Tank	1.8		\$0	\$156,288
KU - New Water Softener	2		\$0	\$48,840
KU - Replace Exterior Metal Halide Lighting	1.8		\$12,883	\$0
KU - Replace waterless urinals	1.8		\$0	\$42,979
KU - Upgrade PA System	2.8		\$0	\$195,360
KU - Custodial Equipment	2.2		\$8,052	\$29,304
KU - Flooring Replacement	1.8		\$48,312	\$58,608
KU - Painting	2		\$16,104	\$29,304
KU - Playground Equipment	2.6		\$0	\$293,040
KU - Playground Surfacing	3		\$317,200	\$0
		\$0	\$552,157	\$1,537,483
Montgomery ES - NEW (2017)				
MO - Asphalt Sealcoating	1.6		\$0	\$80,098
MO - Custodial Equipment	2		\$8,052	\$29,304
MO - Flooring Replacement	1.6		\$0	\$39,072
MO - Painting	1.4		\$0	\$29,304
MO - Playground Equipment	2.6		\$122,000	\$0
MO - Playground Surfacing	3		\$256,200	\$0
		\$0	\$386,252	\$177,778
Nash ES (2011)				
NA - Asphalt Paving	2		\$252,981	\$0
NA - Improve bus loop & parent drop off	2		\$0	\$293,040
NA - Install security gates in hallways	1.8		\$6,442	\$0
NA - Lockers/cubbies in B&G rooms	1.8		\$28,987	\$0
NA - New Water Softener	2		\$0	\$48,840
NA - Replace waterless urinals	1.8		\$0	\$42,979
NA - Replace/upgrade modular classrooms	1.8		\$0	\$781,440
NA - Replace Boilers	2.6		\$0	\$976,800
NA - Remove (1) 10,000 Gallon Fuel Oil Tank	1.8		\$0	\$136,752
NA - Custodial Equipment	2.2		\$0	\$9,768
NA - Flooring Replacement	1.8		\$32,208	\$78,144
NA - Painting	2		\$24,156	\$29,304
NA - Chiller Compressor Replacement (1 out of 4)	3.4	\$48,312	\$0	\$58,608
NA - Playground Surfacing	3		\$274,500	\$0
		\$48,312	\$619,274	\$2,455,675

North Penn School District
2023-2024 Budget

Project Description	Average Score	2024	2025-2029	2030-2034
North Wales ES (2010)				
NW - Asphalt Paving	2		\$279,090	\$0
NW - Concrete repairs - sidewalks	2		\$48,312	\$58,608
NW - New garage for tractor	1.8		\$13,688	\$0
NW - New Water Softener	2		\$0	\$48,840
NW - Replace Exterior Metal Halide Lighting	1.8		\$9,662	\$0
NW - Replace storage shed	2		\$8,052	\$0
NW - Replace waterless urinals	1.8		\$0	\$42,979
NW - Remove (1) 6,000 Gallon Fuel Oil Tank	2		\$0	\$117,216
NW - Replace/upgrade modular classrooms	1.8		\$0	\$976,800
NW - Roofing	3		\$1,803,648	\$0
NW - Upgrade baseball field	1.8		\$0	\$39,072
NW - Waterproof exterior brick - caulk/sealing	2.2		\$104,676	\$0
NW - Window replacement	2.4		\$483,120	\$586,080
NW - Custodial Equipment	2.2		\$8,052	\$29,304
NW - Flooring Replacement	1.8		\$64,416	\$78,144
NW - Painting	2		\$24,156	\$29,304
NW - Chiller Compressor Replacement (2 out of 6)	3.4	\$96,624	\$0	\$0
NW - Playground Equipment	3		\$183,000	\$0
NW - Playground Surfacing	3		\$244,000	\$0
		\$96,624	\$3,273,873	\$2,006,347
Oak Park ES (1996)				
OP - Asphalt Paving	2.8		\$198,160	\$0
OP - Building envelope - insulation, door seals, windows	2.8		\$0	\$1,172,160
OP - Concrete sidewalk replacement	2.4		\$40,260	\$48,840
OP - Domestic Water Piping and Gate Valves	2.8		\$0	\$976,800
OP - Rebuild/Replace Boilers	2.8		\$805,200	\$0
OP - Repair Exterior Gym Wall	2.2		\$161,040	\$0
OP - Replace 1950s Switchgear, branch wiring, and panels	3.4		\$483,120	\$0
OP - Replace Existing Sanitary Lines	3.4		\$483,120	\$0
OP - Replace Exterior High Pressure Sodium Lighting	2.2		\$32,208	\$0
OP - Replace Kitchen T12 Lighting & Ceiling	2.2		\$120,780	\$0
OP - Replace Library HVAC Rooftop Unit	2.4		\$0	\$136,752
OP - Replace Water Softener	2.4		\$0	\$48,840
OP - Roofing	2.4		\$1,545,984	\$0
OP - HAZMAT - Asbestos Abatement	3.4		\$241,560	\$293,040
OP - Remove (1) 10,000 Gallon Fuel Oil Tank	2		\$0	\$136,752
OP - Upgrade Building HVAC Controls	2.4		\$362,340	\$0
OP - Upgrade Generator	2.6		\$0	\$195,360
OP - Upgrade PA System	2.8		\$161,040	\$0
OP - Custodial Equipment	2.2		\$8,052	\$29,304
OP - Flooring Replacement	2.2		\$64,416	\$78,144
OP - Painting	2.2		\$24,156	\$29,304
OP - Playground Equipment	2.6		\$183,000	\$0
OP - Playground Surfacing	3		\$384,300	\$0
		\$0	\$5,298,736	\$3,145,296

North Penn School District
2023-2024 Budget

Project Description	Average Score	2024	2025-2029	2030-2034
Walton Farm ES (1994)				
WF - Asphalt replacement	3		\$993,021	\$0
WF - Building envelope - insulation, door seals, windows	2.6		\$0	\$586,080
WF - Carpet replacement	2.8		\$32,208	\$39,072
WF - Concrete sidewalk replacement	2.8		\$64,416	\$78,144
WF - Domestic Hot Water Heater	3.4		\$32,208	\$0
WF - Remove old playground equipment	2.4		\$0	\$97,680
WF - Replace bathroom stalls	2.2		\$0	\$78,144
WF - Replace Cafeteria Lighting - 175 W Metal Halide	2.4		\$32,208	\$0
WF - Replace Exterior High Pressure Sodium Lighting	2.4		\$40,260	\$0
WF - Replace Gym Lighting - 400 W Metal halide	2.2		\$40,260	\$0
WF - Replace Pneumatic Building Controls	3		\$0	\$781,440
WF - Replace HVAC System	3.2		\$0	\$7,814,400
WF - Replace security cameras	2		\$50,710	\$0
WF - Replace wood posts in parking lot	2.6		\$24,156	\$0
WF - Replace Boiler	3		\$0	\$976,800
WF - HAZMAT - Remove Ice Bank	3		\$0	\$293,040
WF - Remove (1) 15,000 Gallon Fuel Oil Tank	2		\$0	\$156,288
WF - Upgrade Generator	2.8		\$281,820	\$0
WF - Custodial Equipment	2.2		\$0	\$29,304
WF - Flooring Replacement	2.2		\$80,520	\$97,680
WF - Painting	2.2		\$24,156	\$29,304
WF - Playground Equipment	3		\$183,000	\$0
WF - Playground Surfacing	3		\$341,600	\$0
		\$0	\$2,220,543	\$11,057,376
York Ave ES (2008)				
YA - Asphalt Paving	2		\$78,246	\$0
YA -Concrete sidewalks and ramps	2.8		\$0	\$39,072
YA -Domestic Hot Water Heater	2.4		\$32,208	\$0
YA -HVAC ERU Control Upgrades	3.4		\$128,832	\$0
YK - Remove (1) 6,000 Gallon Fuel Oil Tank	2		\$0	\$117,216
YA -Replace Exterior Metal Halide Lighting	1.8		\$28,987	\$0
YA -Replace old windows	2		\$0	\$683,760
YA -Replace playground fencing	2		\$0	\$9,768
YA -Upgrade Fire Alarm System	3		\$241,560	\$0
YA -Custodial Equipment	2.2		\$16,104	\$9,768
YA -Flooring Replacement	1.8		\$48,312	\$58,608
YA -Painting	1.6		\$19,325	\$23,443
YK - Playground Equipment	2.6		\$24,400	\$39,072
YK - Playground Surfacing	3		\$244,000	\$0
		\$0	\$861,974	\$980,707

North Penn School District
2023-2024 Budget

Project Description	Average Score	2024	2025-2029	2030-2034
Pennbrook MS (2005)				
PB - Add air conditioning	2.8		\$0	\$14,886,432
PB -Additional parking lot lighting	2.8		\$0	\$35,165
PB -Asphalt Paving	2.4		\$674,336	\$0
PB -New PA System	3.2		\$483,120	\$0
PB -Domestic Hot Water Heater	3		\$0	\$39,072
PB -Dust Collector	2.8		\$402,600	\$0
PB -Athletic field improvements	2.8		\$80,520	\$97,680
PB - Replace Bleachers	3		\$0	\$234,432
PB - New track	2.6		\$0	\$879,120
PB - HAZMAT - Floor Tile Remove and Replace	2.6		\$0	\$234,432
PB - Remove (1) 15,000 Gallon Fuel Oil Tank	2		\$0	\$156,288
PB -HVAC Controls in Modular Classrooms	3		\$322,080	\$390,720
PB -Old Gym - 400 W Metal Halide Lights	2.2		\$80,520	\$0
PB -Rebuild/Replace Boilers	3.2		\$0	\$1,758,240
PB -Renovate 9th grade science rooms	2.4		\$72,468	\$87,912
PB -Replace (2) HV Units - Old Gym	2.8		\$0	\$175,824
PB -Replace Domestic Water Piping and Gate Valves	2.8		\$0	\$1,562,880
PB -Upgrade Generator	3		\$362,340	\$0
PB -Domestic Water Softner	2.4		\$0	\$48,840
PB -Custodial Equipment	2.2		\$16,104	\$19,536
PB -Flooring Replacement	2.8		\$96,624	\$117,216
PB - Replace Modular Classroom Roofs	3.4	\$120,000	\$0	
PB -Painting	2.4		\$32,208	\$39,072
		\$120,000	\$2,622,920	\$20,762,861

North Penn School District
2023-2024 Budget

Project Description	Average Score	2024	2025-2029	2030-2034
Penndale MS (1996)				
PD - Insulate Piping in Crawl Space	3.4		\$1,207,800	\$0
PD - Add air conditioning	2.8		\$0	\$25,162,368
PD - Add Exterior Lighting	2.6		\$0	\$35,165
PD - Asphalt repairs	2.8		\$850,679	\$0
PD - Athletic field improvements	2.6		\$80,520	\$97,680
PD - Replace Bleachers	3		\$0	\$429,792
PD - Concrete Sidewalks and Ramps	3.2		\$80,520	\$97,680
PD - Domestic Hot Water Heater	3.4		\$0	\$39,072
PD - Domestic Water Piping and Gate Valves	3.2		\$0	\$1,758,240
PD - Dryvit - cleaning, repair, replacement	3		\$0	\$1,953,600
PD - Roof Replacements	3.4		\$6,441,600	\$5,860,800
PD - Remove (1) 15,000 Gallon Fuel Oil Tank	2		\$0	\$156,288
PD - New track	2.6		\$0	\$879,120
PD - New Water Softener	2.2		\$0	\$48,840
PD - Rebuild/Replace Boiler	3.6		\$1,449,360	\$0
PD - Upgrade PA System	3		\$0	\$586,080
PD - Redesign main office - guidance	2.2		\$241,560	\$0
PD - Refinish auditorium stage	2.8		\$8,052	\$0
PD - HAZMAT - Remove asbestos floor tile	2.6		\$161,040	\$195,360
PD - Remove carpet on interior walls	2.6		\$483,120	\$586,080
PD - Renovate 9th grade science rooms	2.2		\$0	\$781,440
PD - Replace (2) Auditorium HVAC Units	3		\$257,664	\$0
PD - Replace Auditorium Seating	3		\$563,640	\$0
PD - Replace bleachers in both gyms	3		\$322,080	\$390,720
PD - Replace panic hardware - most interior doors	2.8		\$120,780	\$0
PD - Upgrade Generator	3		\$362,340	\$0
PD - Window replacement	2.8		\$402,600	\$488,400
PD - Custodial Equipment	2.2		\$32,208	\$19,536
PD - Flooring Replacement	2.2		\$128,832	\$156,288
PD - Painting	2.2		\$48,312	\$58,608
PD - Auditorium Compressor Replacement (2 out of 4)	3.4	\$104,676	\$0	\$0
		\$104,676	\$13,242,707	\$39,781,157

North Penn School District
2023-2024 Budget

Project Description	Average Score	2024	2025-2029	2030-2034
Pennfield MS (2007)				
PF - Add air conditioning	2.8		\$0	\$17,152,608
PF -Asphalt repairs	2.8		\$462,249	\$0
PF -Athletic field improvements	2.6		\$80,520	\$97,680
PF - Replace Bleachers	3		\$0	\$234,432
PF -New Track	2.6		\$0	\$879,120
PF - HAZMAT - Floor Tile Remove and Replace	2.6		\$0	\$488,400
PF - Remove (1) 15,000 Gallon Fuel Oil Tank	2		\$0	\$156,288
PF -Clean and seal exterior brick	2.8		\$0	\$166,056
PF -Concrete sidewalks and ramps	2.6		\$72,468	\$87,912
PF -Domestic Hot Water Heater	2.6		\$0	\$39,072
PF -Domestic Water Piping and Gate Valves	2.8		\$0	\$1,562,880
PF -LED lighting - gyms, parking lots	2.2		\$0	\$156,288
PF -New Water Softener	2		\$0	\$48,840
PF -Rebuild/Replace Boilers	2.8		\$0	\$1,758,240
PF -Reconfigure computer classrooms 34 & 55	2.2		\$40,260	\$0
PF -Repairs to exterior modular classrooms	2.2		\$64,416	\$78,144
PF -Replace black stage curtains	2.2		\$0	\$19,536
PF -Replace Exterior Metal Halide Lighting	2.2		\$56,364	\$0
PF -Replace Gym Lighting - 400 W Metal halide	2.2		\$80,520	\$0
PF -Replace sound system/speakers in old gym	2.2		\$0	\$31,258
PF -Resurface path to modular classrooms	2.2		\$25,766	\$0
PF -Custodial Equipment	2.2		\$24,156	\$19,536
PF -Flooring Replacement	2.2		\$96,624	\$117,216
PF -Painting	2.2		\$32,208	\$39,072
		\$0	\$1,035,552	\$23,132,578
Northbridge School (2009)				
NB - Asphalt Paving	1.6		\$182,974	\$0
NB - New water softener	2		\$0	\$35,165
NB - Replace exterior metal halide lighting	1.8		\$12,883	\$0
NB - Replace Office Rooftop HVAC Unit	2		\$0	\$46,886
NB - Replace waterless urinals	1.8		\$0	\$42,979
NB - New Security Cameras	1		\$0	\$29,304
NB - Flooring Replacement	1.8		\$24,156	\$29,304
NB - Painting	2		\$8,052	\$9,768
		\$0	\$228,065	\$193,406

North Penn School District
2023-2024 Budget

Project Description	Average Score	2024	2025-2029	2030-2034
ESC (1963 & 1990) - RENOVATIONS				
ESC - Asphalt Paving	2.8		\$222,235	\$0
ESC - HVAC Replacement	3.6		\$4,026,000	\$0
ESC - HAZMAT - Floor Tile Removal	2.6		\$0	\$97,680
ESC - Install generator	3.4		\$402,600	\$0
ESC - Replace Parking Lot Light Poles	2.8		\$72,468	\$0
ESC - Replace T12 lighting & Ceilings	2.6		\$257,664	\$0
ESC - Roofing	3.4		\$3,315,975	\$0
ESC - Flooring Replacement	2.6		\$40,260	\$48,840
ESC - Painting	2.2		\$12,883	\$15,629
		\$0	\$8,350,085	\$162,149
SSC				
SSC - Asphalt Paving	2.2		\$289,276	\$0
SSC - Grounds Equipment	2		\$193,248	\$156,288
SSC - Replace exterior metal halide lighting	2		\$12,883	\$0
SSC - Flooring Replacement	2		\$16,104	\$19,536
SSC - Painting	2.2		\$6,442	\$7,814
		\$0	\$517,953	\$183,638
TOTAL COST - PER 5 YEAR PERIOD		\$4,254,612	\$46,124,873	\$128,005,975

North Penn School District
2023-2024 Budget

School Nutrition Fund

For the 2023-2024 school year, the District’s School Nutrition Fund is budgeting revenues of \$ 7,073,526. Local revenues, which are comprised of sales to students and staff, are budgeted to increase by \$71,339 (2.96%). State and federal revenues are budgeted to increase by \$1,284,204 (38.79%) due to the Commonwealth implementing free breakfast for all students regardless of economic need.

The expenditure budget of \$7,301,478 is an increase 1,178,425 (19.25%) over the previous year. The increase is attributable to increased cost of food and employee benefits.

The North Penn School Nutrition Services (SNS) program is self-operated by North Penn employees. SNS provides breakfast and lunch for all students and staff who wish to participate. SNS is self-supporting, receiving no aid from the General Fund in its operating budget. All funding for the SNS operations is through the sale of food and reimbursement from the state and federal government.

The 2023-2024 reimbursement rates for meals for grades kindergarten through 12th grade are:

2023-2024 School Nutrition Service Meal
Reimbursement Rates

Federal			
Meal Type	Breakfast	Lunch	After School Snack
	Non-Severe Need/Severe Need	Less than 60%/60% or more	
Paid	0.38/0.38	0.40/0.42	0.10
Reduced	1.98/2.43	3.85/3.87	0.58
Free	2.28/2.73	4.25/4.27	1.17

* Federal Performance-Based Reimbursement Rates - An additional .08 for all lunch meal types.

State			
Meal Type	Breakfast	Lunch/ADP	After School Snack
		<=20% / >20%	
Paid	0.10	0.12/0.14	0.00
Reduced	0.10	0.12/0.14	0.00
Free	0.10	0.12/0.14	0.00

Source: PA Dept. of Education

Breakfast is offered at all levels for free. For the 2023-2024 school year, the Commonwealth of Pennsylvania is continuing the universal free breakfast program. Lunch prices are:

- Elementary School - \$2.80
- Middle School - \$3.00
- High School - \$3.25

A la carte items are offered at every level. SNS follows the Smart Snacks in Schools regulations. This is the District’s 10th year in the Summer Food Service program. This program has given the District an alternative revenue stream as well as helped the District bridge the summer hunger gap.

North Penn School District 2023-2024 Budget

SCHOOL NUTRITION FUND SUMMARY

	Actual 2019-2020	Actual 2020-2021	Actual 2021-2022	Budget 2022-2023	Budget 2023-2024	Projection 2024-2025	Projection 2025-2026	Projection 2026-2027
Fund Balance July 1, 20XX	\$ 1,385,656	\$ 1,057,591	\$ 2,580,118	\$ 5,258,746	\$ 4,853,676	\$ 4,625,724	\$ 4,231,749	\$ 3,664,792
Revenue								
Local Sources	1,959,617	118,115	447,990	2,407,474	2,478,813	2,528,389	2,578,957	2,630,536
State Sources	107,190	-	212,891	156,198	856,929	874,068	891,549	909,380
Federal Sources	2,775,487	6,218,847	7,899,249	3,154,311	3,737,784	3,812,540	3,888,791	3,966,567
Other Sources	-	-	-	-	-	-	-	-
Total Revenue	4,842,294	6,336,962	8,560,130	5,717,983	7,073,526	7,214,997	7,359,297	7,506,483
Expenditures								
Salaries	2,177,959	1,868,214	2,176,075	2,402,961	2,283,097	2,345,882	2,410,394	2,476,680
Benefits	1,040,418	1,023,959	929,874	1,016,154	1,242,244	1,298,145	1,352,667	1,405,421
Purchased Prof. Services	3,302	4,034	12,173	5,650	46,700	49,035	51,487	54,061
Purchased Property Services	22,820	16,844	35,870	22,800	20,800	21,840	22,932	24,079
Other Purchased Services	2,347	191	1,156	1,900	321,250	337,313	354,179	371,888
Supplies - Food and Consum.	1,867,727	1,844,634	2,668,316	2,318,233	2,933,337	3,080,004	3,234,004	3,395,704
Property and Equipment	52,263	53,561	53,343	351,855	448,800	471,240	494,802	519,542
Other Objects	3,523	2,998	4,695	3,500	5,250	5,513	5,789	6,078
Other Uses of Funds	-	-	-	-	-	-	-	-
Total Expenditures	5,170,359	4,814,435	5,881,502	6,123,053	7,301,478	7,608,972	7,926,254	8,253,453
Excess of Revenue Over (Under)								
Expenditures	(328,065)	1,522,527	2,678,628	(405,070)	(227,952)	(393,975)	(566,957)	(746,970)
Fund Transfers/Other Financing	-	-	-	-	-	-	-	-
Net Change in Fund Balance	(328,065)	1,522,527	2,678,628	(405,070)	(227,952)	(393,975)	(566,957)	(746,970)
Fund Balance June 30, 20XX	\$ 1,057,591	\$ 2,580,118	\$ 5,258,746	\$ 4,853,676	\$ 4,625,724	\$ 4,231,749	\$ 3,664,792	\$ 2,917,822

North Penn School District
2023-2024 Budget

Extended School Care Fund

The North Penn Extended Care program provides an affordable before and after school program for elementary aged students in a safe environment, in which students’ social, emotional and physical development is enhanced through fun, creative and challenging activities as a natural extension of the students’ day. During the 2022-2023 school year, the Extended Care program had 621 students enrolled throughout the year. With a fee increase of 10% for five days per week child care, revenues are budgeted at \$2,295,358 and expenses at \$2,205,917 for the 2023-2024 school year.

Program fees will continue to be charged in nine (9) monthly payments. This reduces the number of months for which the District needs to bill, collect fees, and enter payments. This will also better align with the school calendar which starts in August and ends in early June.

EXTENDED SCHOOL CARE FUND SUMMARY

	Actual 2019-2020	Actual 2020-2021	Actual 2021-2022	Budget 2022-2023	Budget 2023-2024	Projection 2024-2025	Projection 2025-2026	Projection 2026-2027
Fund Balance July 1, 20XX	\$ 438,311	\$ (43,206)	\$ 467,486	\$ 566,460	\$ 566,460	\$ 655,901	\$ 737,888	\$ 818,544
Revenue								
Local Sources	1,841,917	703,248	2,598,432	2,188,676	2,295,358	2,387,172	2,482,659	2,581,965
State Sources	602	1,999	-	-	-	-	-	-
Federal Sources	72,300	-	-	-	-	-	-	-
Other Sources	-	-	-	-	-	-	-	-
Total Revenue	<u>1,914,819</u>	<u>705,247</u>	<u>2,598,432</u>	<u>2,188,676</u>	<u>2,295,358</u>	<u>2,387,172</u>	<u>2,482,659</u>	<u>2,581,965</u>
Expenditures								
Salaries	1,491,369	1,068,926	1,350,150	1,392,595	1,428,752	1,493,046	1,555,754	1,616,428
Benefits	679,795	606,243	587,997	613,762	639,813	668,605	696,686	723,857
Purchased Prof. Services	33,235	2,564	2,432	35,819	13,819	14,441	15,048	15,635
Purchased Property Services	-	-	-	-	-	-	-	-
Other Purchased Services	17,538	434	4,241	14,850	15,083	15,762	16,424	17,065
Supplies and Books	89,440	5,710	6,540	78,800	47,300	49,429	51,505	53,514
Property and Equipment	-	-	-	-	-	-	-	-
Other Objects	34,959	10,678	48,098	52,850	61,150	63,902	66,586	69,183
Other Uses of Funds	-	-	-	-	-	-	-	-
Total Expenditures	<u>2,346,336</u>	<u>1,694,555</u>	<u>1,999,458</u>	<u>2,188,676</u>	<u>2,205,917</u>	<u>2,305,185</u>	<u>2,402,003</u>	<u>2,495,682</u>
Excess of Revenue Over (Under)								
Expenditures	(431,517)	(989,308)	598,974	-	89,441	81,987	80,656	86,283
Fund Transfers/Other Financing	(50,000)	1,500,000	(500,000)	-	-	-	-	-
Net Change in Fund Balance	<u>(481,517)</u>	<u>510,692</u>	<u>98,974</u>	<u>-</u>	<u>89,441</u>	<u>81,987</u>	<u>80,656</u>	<u>86,283</u>
Fund Balance June 30, 20XX	<u>\$ (43,206)</u>	<u>\$ 467,486</u>	<u>\$ 566,460</u>	<u>\$ 566,460</u>	<u>\$ 655,901</u>	<u>\$ 737,888</u>	<u>\$ 818,544</u>	<u>\$ 904,827</u>

North Penn School District
2023-2024 Budget

Community Education Fund

The District’s Community Education program has provided affordable life-long learning opportunities for over 50 years. The program offers “Gold Carders” (residents 60 years of age and older) programs for free or at a reduced rate.

The philosophy of the Community Education program has been to support district needs, when financially possible, in areas that support community engagement and community use of our resources.

COMMUNITY EDUCATION FUND SUMMARY

	Actual 2019-2020	Actual 2020-2021	Actual 2021-2022	Budget 2022-2023	Budget 2023-2024	Projection 2024-2025	Projection 2025-2026	Projection 2026-2027
Fund Balance July 1, 20XX	\$ 84,759	\$ 36,084	\$ 10,575	\$ (11,384)	\$ (1,067)	\$ 6,120	\$ 8,481	\$ 6,318
Revenue								
Local Sources	153,657	45,464	176,079	185,000	206,000	210,120	214,322	218,608
State Sources	-	-	-	-	-	-	-	-
Federal Sources	-	-	-	-	-	-	-	-
Other Sources	-	-	-	-	-	-	-	-
Total Revenue	153,657	45,464	176,079	185,000	206,000	210,120	214,322	218,608
Expenditures								
Salaries	51,264	15,738	23,725	24,253	24,254	25,345	26,409	27,439
Benefits	27,546	6,922	12,825	14,493	14,665	15,325	15,969	16,592
Purchased Prof. Services	86,183	34,173	126,620	95,000	120,000	125,400	130,667	135,763
Purchased Property Services	-	-	-	-	-	-	-	-
Other Purchased Services	23,392	1,415	15,393	21,245	17,008	17,773	18,519	19,241
Supplies and Books	3,328	-	4,345	1,500	7,500	7,838	8,167	8,486
Property and Equipment	4,128	4,128	4,128	6,192	3,386	3,538	3,687	3,831
Other Objects	6,491	8,597	11,002	12,000	12,000	12,540	13,067	13,577
Other Uses of Funds	-	-	-	-	-	-	-	-
Total Expenditures	202,332	70,973	198,038	174,683	198,813	207,759	216,485	224,929
Excess of Revenue Over (Under)								
Expenditures	(48,675)	(25,509)	(21,959)	10,317	7,187	2,361	(2,163)	(6,321)
Fund Transfers/Other Financing	-	-	-	-	-	-	-	-
Net Change in Fund Balance	(48,675)	(25,509)	(21,959)	10,317	7,187	2,361	(2,163)	(6,321)
Fund Balance June 30, 20XX	\$ 36,084	\$ 10,575	\$ (11,384)	\$ (1,067)	\$ 6,120	\$ 8,481	\$ 6,318	\$ (3)

North Penn School District
2023-2024 Budget

Internal Service Fund

The North Penn School District is self-funded which means all medical, prescription, dental, and vision claims are paid at the actual cost by the District. The Internal Service Fund is used to account for these expenses on a cost-reimbursement basis. For the 2023-2024 school year, budgeted revenues (which includes transfers from the General Fund for both employer and employee cost-sharing and interest income), are \$33,241,629 and expenditures (the cost of claims) are \$32,963,629.

	Actual 2019-2020	Actual 2020-2021	Actual 2021-2022	Budget 2022-2023	Budget 2023-2024	Projection 2024-2025	Projection 2025-2026	Projection 2026-2027
INTERNAL SERVICE FUND								
Fund Balance July 1, 20XX	\$ 18,910,655	\$ 21,450,408	\$ 22,303,194	\$ 22,653,480	\$ 22,773,480	\$ 23,051,480	\$ 23,329,480	\$ 23,607,480
Revenue								
Local Sources	224,158	1,112,774	31,462	120,000	278,000	278,000	278,000	278,000
State Sources	-	-	-	-	-	-	-	-
Federal Sources	-	-	-	-	-	-	-	-
Other Sources	30,258,309	29,359,067	28,317,380	31,393,932	32,963,629	34,611,810	36,342,401	38,159,521
Total Revenue	30,482,467	30,471,841	28,348,842	31,513,932	33,241,629	34,889,810	36,620,401	38,437,521
Expenditures								
Salaries	-	-	-	-	-	-	-	-
Benefits	27,908,115	29,581,751	27,960,795	31,356,657	32,924,490	34,570,714	36,299,250	38,114,213
Purchased Prof. Services	34,392	37,275	37,761	37,275	39,139	41,096	43,150	45,308
Purchased Property Services	-	-	-	-	-	-	-	-
Other Purchased Services	-	-	-	-	-	-	-	-
Supplies and Books	-	-	-	-	-	-	-	-
Property and Equipment	-	-	-	-	-	-	-	-
Other Objects	207	29	-	-	-	-	-	-
Other Uses of Funds	-	-	-	-	-	-	-	-
Total Expenditures	27,942,714	29,619,055	27,998,556	31,393,932	32,963,629	34,611,810	36,342,401	38,159,521
Excess of Revenue Over (Under) Expenditures	2,539,753	852,786	350,286	120,000	278,000	278,000	278,000	278,000
Net Change in Fund Balance	2,539,753	852,786	350,286	120,000	278,000	278,000	278,000	278,000
Fund Balance June 30, 20XX	\$ 21,450,408	\$ 22,303,194	\$ 22,653,480	\$ 22,773,480	\$ 23,051,480	\$ 23,329,480	\$ 23,607,480	\$ 23,885,480

North Penn School District
2023-2024 Budget

Debt limit and remaining borrowing capacity

The statutory borrowing limit of North Penn School District under the Local Government Unit Debt Act (Act 52 of 1978) is computed as a percentage of the school district’s borrowing base. The borrowing base is defined as the annual arithmetic average of total revenues (as defined by the Act), for the three full fiscal years ended next preceding the date of incurring the debt. Revenues, as defined by the Act, are all funds received by the District except subsidies from the Federal or State government for projects financed by debt, project revenues, user charges, or special assessments pledged for debt, interest on funds in sinking funds, grants or gifts measured by the construction project, proceeds from the disposition of capital assets, and other nonrecurring revenues. The calculation of the present borrowing base and the borrowing capacity is as follows:

	<u>2020-2021</u>	<u>2021-2022</u>	<u>2022-2023</u>
Total General Fund revenue	286,345,751	287,286,258	304,658,325
Less:			
Rental subsidies	(689,333)	(463,609)	(367,801)
Insurance recoveries	(30,143)	-	-
Gain on Sale of fixed assets	(1,250)	-	-
Bond proceeds issued	(9,981,000)	-	-
Other state revenue	(171,851)	(750)	
Fund transfers in		(500,000)	(850,000)
Revenues for borrowing base calc	<u><u>275,472,174</u></u>	<u><u>286,321,899</u></u>	<u><u>303,440,524</u></u>
Total Revenues - Past Three Years		<u><u>\$ 865,234,597</u></u>	
Borrowing Base (annual arithmetic average)		<u><u>\$ 288,411,532</u></u>	

Under the Debt Act as presently in effect, no school district shall incur any nonelectoral debt or lease rental debt if the aggregate net principal amount of such new debt, together with any other net nonelectoral debt and lease rental debt then outstanding, would cause the net nonelectoral debt plus net lease rental debt to exceed 225% of the borrowing base. The application of the aforesaid percentage to the District’s borrowing base produces the following:

<u>Net Nonelectoral Debt and Lease Rental Debt Limit</u>	<u>Legal Limit</u>	<u>Net Debt Outstanding (Principal only)</u>	<u>Remaining Borrowing Capacity</u>
225% of Borrowing Base	\$648,925,947	\$ 58,454,000	\$ 590,471,947

Current debt levels are at 9.01% of the legal limit. The District has ample borrowing capacity if the need arises.

North Penn School District
2023-2024 Budget

General obligation bonds and notes

The District issues general obligation bonds and notes to provide funds for the acquisition and construction of major capital facilities. The outstanding debt was issued to finance additions and improvements at General Nash, Inglewood, Hatfield, Knapp, and Montgomery Elementary Schools. The following table illustrates the debt service (or debt payment) schedules as well as the amount of outstanding debt. For 2023-2024, the total debt service payments owed are \$11,903,259 which is 3.8% of the total expenditures for the fiscal year.

Debt Service Summary

<u>YEAR</u>	<u>2017 Bond</u>	<u>2019A Bond</u>	<u>2020 Note</u>	<u>2020A Note</u>	<u>Total</u>	<u>Principal Outstanding *</u>
2023 - 24	1,978,550	7,644,350	758,678	1,521,681	11,903,259	\$ 48,175,000
2024 - 25	1,956,300	7,663,200	758,349	1,524,322	11,902,171	\$ 37,594,000
2025 - 26	6,251,800	-	757,882	4,696,817	11,706,499	\$ 26,896,000
2026 - 27	6,931,600	-	757,278	-	7,688,878	\$ 19,936,000
2027 - 28	-	-	3,035,538	-	3,035,538	\$ 17,356,000
2028 - 29	-	-	3,040,585	-	3,040,585	\$ 14,712,000
2029 - 30	-	-	3,040,169	-	3,040,169	\$ 12,008,000
2030 - 31	-	-	3,040,383	-	3,040,383	\$ 9,242,000
2031 - 32	-	-	3,222,179	-	3,222,179	\$ 6,231,000
2032 - 33	-	-	3,222,378	-	3,222,378	\$ 3,151,000
2033 - 34	-	-	3,223,000	-	3,223,000	\$ -
Totals	17,118,250	15,307,550	24,856,419	7,742,820	65,025,039	

* Principal outstanding reflects the balance at the end of the fiscal year.

North Penn School District
2023-2024 Budget

Debt Service Principal and Interest Payments

<u>YEAR</u>	<u>2017 Bond</u>	<u>2019A Bond</u>	<u>2020 Note</u>	<u>2020A Note</u>	<u>Total</u>
2023 - 24					
Principal	1,345,000	7,205,000	277,000	1,452,000	10,279,000
Interest	633,550	439,350	481,678	69,681	1,624,259
	1,978,550	7,644,350	758,678	1,521,681	11,903,259
2024 - 25					
Principal	1,390,000	7,440,000	283,000	1,468,000	10,581,000
Interest	566,300	223,200	475,349	56,322	1,321,171
	1,956,300	7,663,200	758,349	1,524,322	11,902,171
2025 - 26					
Principal	5,755,000	-	289,000	4,654,000	10,698,000
Interest	496,800	-	468,882	42,817	1,008,499
	6,251,800	-	757,882	4,696,817	11,706,499
2026- 27					
Principal	6,665,000	-	295,000	-	6,960,000
Interest	266,600	-	462,278	-	728,878
	6,931,600	-	757,278	-	7,688,878
2027-28					
Principal	-	-	2,580,000	-	2,580,000
Interest	-	-	455,538	-	455,538
	-	-	3,035,538	-	3,035,538
2028-29					
Principal	-	-	2,644,000	-	2,644,000
Interest	-	-	396,585	-	396,585
	-	-	3,040,585	-	3,040,585
2029-30					
Principal	-	-	2,704,000	-	2,704,000
Interest	-	-	336,169	-	336,169
	-	-	3,040,169	-	3,040,169
2030-31					
Principal	-	-	2,766,000	-	2,766,000
Interest	-	-	274,383	-	274,383
	-	-	3,040,383	-	3,040,383
2031-32					
Principal	-	-	3,011,000	-	3,011,000
Interest	-	-	211,179	-	211,179
	-	-	3,222,179	-	3,222,179
2032-33					
Principal	-	-	3,080,000	-	3,080,000
Interest	-	-	142,378	-	142,378
	-	-	3,222,378	-	3,222,378
2033-34					
Principal	-	-	3,151,000	-	3,151,000
Interest	-	-	72,000	-	72,000
	-	-	3,223,000	-	3,223,000
Principal	\$ 15,155,000	\$ 14,645,000	\$ 21,080,000	\$ 7,574,000	\$ 58,454,000
Interest	1,963,250	662,550	3,776,419	168,820	6,571,039
Debt Service	\$ 17,118,250	\$ 15,307,550	\$ 24,856,419	\$ 7,742,820	\$ 65,025,039

North Penn School District
2023-2024 Budget

Other post-employment benefits other than pensions (OPEB)

The District provides medical and prescription drug insurance benefits to eligible retired employees, spouses, and dependents through a single-employer defined benefit plan. All aspects of the plan are administered by the District and can be amended through personnel manuals and contracts. The activity of the plan is reported in the District's General Fund.

The District negotiates the contribution percentage between the District and employees through union contracts and personnel policy and may vary depending on the applicable agreement. The District currently contributes enough funds to the plan to satisfy current obligations on a pay-as-you-go basis.

The District's OPEB expense is an amount actuarially determined in accordance with GASB Statement No. 75 for purposes of fulfilling employer accounting requirements.

North Penn School District Postemployment Benefits Plan
Actuarial Valuation as of July 1, 2021 for Fiscal Year Ending June 30, 2023
Required Supplementary Information

Fiscal Year Ending ¹	2023	2022	2021	2020	2019	2018
Total OPEB Liability						
Service Cost	\$ 671,287	\$ 720,049	\$ 521,222	\$ 782,829	\$ 722,217	\$ 666,971
Interest	219,328	177,998	262,750	316,102	306,533	223,783
Changes of Benefit Terms	0	0	0	94	0	(2,527)
Differences between Expected and Actual Experience	0	(276,636)	0	(3,141,478)	0	(308,591)
Changes of Assumptions	(2,297,415)	(279,357)	982,546	(217,553)	8,956	431,851
Benefit Payments	(259,707)	(224,205)	(205,172)	(337,679)	(221,071)	(307,357)
Other Changes	0	0	0	0	0	0
Net Change	(1,666,507)	117,849	1,561,346	(2,597,685)	816,635	704,130
Total OPEB Liability - Beginning	9,089,060	8,971,211	7,409,865	10,007,550	9,190,915	8,486,785
Total OPEB Liability - Ending	\$ 7,422,553	\$ 9,089,060	\$ 8,971,211	\$ 7,409,865	\$ 10,007,550	\$ 9,190,915
Covered-Employee Payroll	\$ 131,844,692	\$ 131,844,692	\$ 126,547,566	\$ 126,547,566	\$ 116,833,571	\$ 116,833,571
Total OPEB Liability as a % of Covered-Employee Payroll	5.63%	6.89%	7.09%	5.86%	8.57%	7.87%

¹This information is shown for the last 10 years, if available.

North Penn School District
2023-2024 Budget


Fund balance designations

The District has previously implemented GASB Statement No. 54 which provides more clearly defined fund balance categories to make the nature and extent of the constraints placed on the District's fund balance more transparent. The following classifications describe the relative strength of the spending constraints:

- Non-spendable – amounts that cannot be spent either because they are not in spendable form or because of legal or contractual constraints. Fund balance types of this category are inventories and prepaid expenditures.
- Restricted – amounts that can be spent only for specific purposes stipulated by external resource providers or through enabling legislation. Fund balance types in this category include amounts for capital projects.
- Committed – amounts that are constrained for specific purposes that are internally imposed by the District through formal action of the school board and do not lapse at year end. Fund balance of this type is for capital projects. The District prepares a 10-year capital plan which estimates the cost of future capital project improvements.
- Assigned – amounts that are intended to be used for specific purposes that are neither considered restricted or committed. Fund balance may be assigned by the Chief Financial Officer. Fund balance of this type include amounts for debt service along with funds to be set aside for self-insurance funding.
- Unassigned – amount not contained in the other classifications above. Unassigned amounts are technically available for any purpose. It is the policy of the District to follow state requirements that unassigned fund balance will not exceed 8% of the subsequent year operating budget in this category. For 2023-2024, the anticipated ending unassigned fund balance amount is \$20,912,693 or 6.69% of the operating budget.



Informational Section



North Penn School District
Fiscal Year 2023-2024
401 East Hancock Street
Lansdale, PA 19446
Dr. Todd M. Bauer, Superintendent
www.npenn.org

North Penn School District
2023-2024 Budget

Current real estate tax

Real estate tax is the main source of revenue for funding the operations of North Penn School District. The tax is based on the assessed valuation, as determined by the Montgomery County or Bucks County Board of Assessment, of all taxable property within the District and is collected through elected tax collectors in each municipality. The millage rate is the rate which the Board of School Directors sets for the taxation of the assessment on a property. The millage rates for the 2023-2024 school year are:

County	Millage
Montgomery	29.6365
Bucks	160.9550

The current school district real estate tax can be calculated by taking the millage rate and multiplying it by the property assessment.

Example

$$\begin{array}{rclcl}
 0.0296365 & \times & 200,000 & = & \$ 5,927.30 \\
 \text{Millage rate} & & \text{Assessed value} & & \text{Real estate tax}
 \end{array}$$

The current real estate tax bill payment schedule is as follows:

Payment Period	Payment Schedule
Discount	Payments received from July 1 to August 31 receive a 2% discount from the face value.
Face	Payments received from September 1 through October 31 are applied at the face value.
Penalty	Payments received after October 31 are subject to a 7.5% penalty on the face value.
Liened	Payments not received by December 31 will be considered delinquent and will be placed on a lien status with Montgomery or Bucks County.

Each municipality has an elected tax collector where payments should be sent. The tax collectors as of July 1, 2023 are:

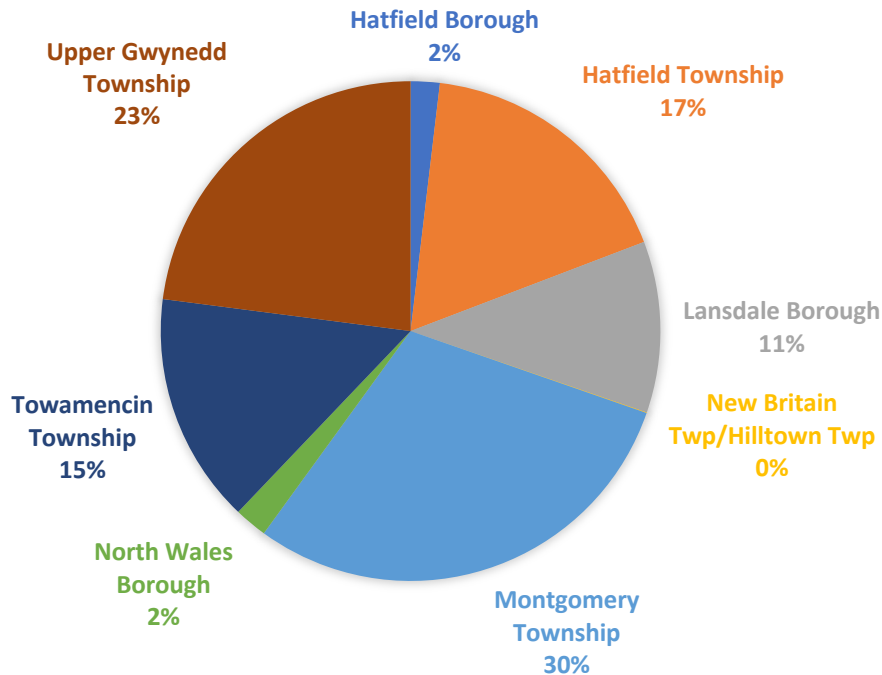
Municipality	Tax Collector
Hatfield Borough	Mohammed Haque
Hatfield Township	Daniel Reavy
Lansdale Borough	James Hanratty
Montgomery Township	Patricia Gallagher
North Wales Borough	Timothy Weir
Towamencin Township	Robert DiDomizio, Jr.
Upper Gwynedd Township	Emily Koebert
Hilltown Township	Diane Telly
New Britain Township	Nicole Percetti

North Penn School District 2023-2024 Budget

Assessed Value History

Township/Borough	TAX BASE	TAX BASE	TAX BASE	TAX BASE	TAX BASE	TAX BASE
	2018-2019	2019-2020	2020-2021	2021-2022	2022-2023	2023-2024
	Assessment (Fixed as of May)	Assessment (Fixed as of May)	Assessment (Fixed as of May)	Assessment (Fixed as of May)	Assessment (Fixed as of May)	Assessment (Fixed as of May)
Hatfield Borough	\$136,065,620	\$136,017,670	\$136,324,890	\$136,260,400	\$137,289,640	\$137,916,630
Hatfield Township	1,183,229,170	1,189,338,020	1,200,329,750	1,207,054,860	1,225,981,440	1,277,476,129
Lansdale Borough	784,989,838	791,536,948	797,354,108	810,213,218	813,098,478	815,589,918
New Britain Twp/Hilltown Twp	2,269,810	2,247,290	2,247,290	2,853,106	2,853,106	2,870,106
Montgomery Township	2,225,851,624	2,229,188,184	2,226,420,487	2,222,453,460	2,178,941,304	2,182,117,923
North Wales Borough	155,777,550	155,647,130	156,015,640	156,037,980	156,288,590	156,552,900
Towamencin Township	1,085,442,649	1,085,748,709	1,089,846,129	1,087,342,029	1,095,724,249	1,094,815,410
Upper Gwynedd Township	1,666,747,800	1,681,896,720	1,689,556,020	1,695,346,060	1,690,942,130	1,689,549,108
Montgomery County Assessment Total	\$ 7,238,104,251	\$ 7,269,373,381	\$ 7,295,847,024	\$ 7,314,708,007	\$ 7,298,265,831	\$ 7,354,018,018
Bucks County Assessment Total	2,269,810	2,247,290	2,247,290	2,853,106	2,853,106	2,870,106
Montgomery County Tax Base	\$ 184,636,801	\$ 189,699,387	\$ 195,340,467	\$ 201,424,383	\$ 207,790,386	\$ 217,947,355
Bucks County Tax Base	\$ 320,022	\$ 326,944	\$ 335,444	\$ 341,630	\$ 441,138	\$ 461,958
	2018-2019	2019-2020	2020-2021	2021-2022	2022-2023	2023-2024
Montgomery County Millage Rate	25.5090	26.0957	26.7742	27.5369	28.4712	29.6365
Bucks County Millage Rate	140.9906	145.4835	149.2660	119.7396	154.6167	160.9550

2023-24 ASSESSED TAX BASE



North Penn School District
2023-2024 Budget

Assessed Value Projections

<u>Township/Borough</u>	<u>Assessment (Fixed as of May)</u>			
	<u>TAX BASE</u>	<u>TAX BASE</u>	<u>TAX BASE</u>	<u>TAX BASE</u>
	<u>2023-2024</u>	<u>2024-2025</u>	<u>2025-2026</u>	<u>2026-2027</u>
Hatfield Borough	\$137,916,630	\$138,468,297	\$139,022,170	\$139,578,259
Hatfield Township	1,277,476,129	1,282,586,034	1,287,716,378	1,292,867,244
Lansdale Borough	815,589,918	818,852,278	822,127,687	825,416,198
New Britain Twp/Hilltown Twp	2,870,106	2,881,586	2,893,112	2,904,684
Montgomery Township	2,182,117,923	2,190,846,395	2,199,609,781	2,208,408,220
North Wales Borough	156,552,900	157,179,112	157,807,828	158,439,059
Towamencin Township	1,094,815,410	1,099,194,672	1,103,591,451	1,108,005,817
Upper Gwynedd Township	1,689,549,108	1,696,307,304	1,703,092,533	1,709,904,903
Montgomery County Assessment Total	\$ 7,354,018,018	\$ 7,383,434,092	\$ 7,412,967,828	\$ 7,442,619,700
Bucks County Assessment Total	\$ 2,870,106	\$ 2,881,586	\$ 2,893,112	\$ 2,904,684
% Increase	0.8%	0.4%	0.4%	0.4%

Homestead/farmstead reduction

The homestead/farmstead real estate tax reduction was created by the Taxpayer Relief Act (Act 1 of Special Session of 2006) that was signed into law by Governor Rendell on June 27, 2006. In order for a resident to qualify for the homestead/farmstead reduction, the property in which the taxpayer resides must be the primary residence. Commercial and rental properties do not qualify.

If the property has been homestead/farmstead approved, residents will see a homestead/farmstead reduction on the tax bill when there are gaming funds passed on to the District from the state. The District mails notifications/applications in December to residents who do not already have an approved homestead/farmstead. Taxpayers must apply to the county assessor's office by March 1.

If a resident is a primary residential approved homestead property owner, the taxpayer will see a reduction in the tax bill. This reduction is revenue from the Commonwealth using funds collected from gambling within the state. The amount may vary year to year based upon the number of approved homesteads/farmsteads and the amount of funds that are received by the District from the state.

Property owners will have the option of paying the tax using an installment method. The installment method permits a taxpayer to pay in six (6) equal installments by December 31. The installment method is based strictly on the face amount of the tax bill. If a taxpayer elects to use the installment method, the taxpayer is ineligible for the 2% discount. If two installments are late, the taxpayer is precluded from being able to use the installment method in the following year.

North Penn School District
2023-2024 Budget

Local Current Property Tax Collection History

<u>Township/Borough</u>	Actual 2019-2020	Actual 2020-2021	Actual 2021-2022	Budget 2022-2023	Budget 2023-2024
Hatfield Borough	\$ 3,350,556	\$ 3,447,906	\$ 3,539,329	\$ 3,665,858	\$ 3,846,404
Hatfield Township	29,507,665	30,543,726	31,383,850	32,737,479	35,491,626
Lansdale Borough	19,074,386	19,943,902	20,875,497	21,711,957	22,717,291
New Britain Twp/Hilltown Twp	298,705	409,891	322,958	413,856	431,672
Montgomery Township	55,160,376	55,912,182	56,456,109	58,184,292	60,796,348
North Wales Borough	3,764,316	3,893,667	4,011,270	4,173,172	4,360,174
Towamencin Township	25,831,761	27,444,429	28,179,027	29,259,167	30,590,066
Upper Gwynedd Township	42,043,680	43,057,560	44,049,877	45,153,131	47,037,471
Assessment Appeals	(1,287,206)	492,138	(223,199)	100,000	50,000
Total	\$ 177,744,239	\$ 185,145,401	\$ 188,594,718	\$ 195,398,912	\$ 205,321,052
 Collection Percentage	 97.00%	 96.70%	 96.80%	 96.80%	 96.80%
 Montgomery County Millage Rate	 26.0957	 26.7742	 27.5369	 28.4712	 29.6365
Bucks County Millage Rate	145.4835	149.2660	119.7396	154.6167	160.9550

IMPACT OF TAX INCREASES ON AVERAGE PROPERTY OWNER

	Assessment	2019-2020 Tax	2020-2021 Tax	2021-2022 Tax	2022-2023 Tax	2023-2024 Tax
Montgomery County	156,276	4,078	4,184	4,303	4,449	4,631
Bucks County	23,611	3,435	3,524	2,827	3,651	3,800

Montgomery County Millage Rate	26.0957	26.7742	27.5369	28.4712	29.6365
Bucks County Millage Rate	145.4835	149.2660	119.7396	154.6167	160.9550

North Penn School District
2023-2024 Budget

Top ten largest real estate tax payers

<u>Owner</u>	<u>Property Type</u>	<u>Assessed Value</u>	<u>Taxes Due</u>
Merck Sharpe & Dohme Corp	Pharmaceuticals	\$ 508,711,870	\$ 15,076,439
Nappen & Associates	Industrial Centers	59,975,380	1,777,460
Montgomery Mall Realty Holding LLC	Shopping Mall	45,589,000	1,351,098
MSVEF-MF Pennbrook Station PA LP	Apartments	36,889,460	1,093,274
KIR Montgomery 049 LLC	Shopping Centers	35,960,000	1,065,729
Brittany Pointe Estates	Retirement Community	31,770,560	941,568
Hatfield Village Associates	Apartments	31,472,000	932,720
KBF Associates LP	Shopping Centers	31,220,000	925,252
Willowycck Real Estate Fund LLC	Apartments	27,800,000	823,895
Towamencen Apt Joint Venture	Apartments	26,381,000	781,841
Ten largest taxpayers		\$ 835,769,270	\$ 24,769,276
Total Montgomery and Bucks County assesments		\$ 7,356,888,124	\$ 218,409,313
Percentage of total		11.36%	11.34%

Other local revenue sources

The second largest source of local revenue is from proportional tax assessments including earned income taxes (EIT) and real estate transfer taxes. Both of these taxes are collected at a rate of 50% of the total tax levy. The remaining 50% is received by the local municipality. The District anticipates collecting \$20.7 million in EIT revenue and \$3.4 million in real estate transfer taxes. Other local sources of revenue include interim and delinquent payments on real estate taxes, earnings on investments, revenues from district activities, and other various sources.

OTHER LOCAL REVENUE SOURCES

Revenue Sources	Actual 2019-2020	Actual 2020-2021	Actual 2021-2022	Budget 2022-2023	Budget 2023-2024
Interim Taxes	\$ 1,730,660	\$ 1,311,555	\$ 1,695,801	\$ 800,000	\$ 900,000
Earned Income Tax (EIT)	17,515,991	18,609,939	19,844,223	20,300,000	20,700,000
Real Estate Transfer Tax	2,995,545	3,973,742	5,819,150	3,600,000	3,400,000
Delinquent Real Estate Tax	1,516,873	2,177,236	2,762,410	2,000,000	1,500,000
Total	\$ 23,759,069	\$ 26,072,472	\$ 30,121,584	\$ 26,700,000	\$ 26,500,000

North Penn School District
2023-2024 Budget

Enrollment projections

The District uses a four-year average cohort movement from grade to grade to project enrollment. Kindergarten enrollment is projected using the four-year average of the percent of live births that enroll in kindergarten.

	Grade K					Grade 1					Grade 2					Grade 3							
	2019	2020	2021	2022	2023	2024	2019	2020	2021	2022	2023	2024	2019	2020	2021	2022	2023	2024	2019	2020	2021	2022	2023
Bridle Path	61	61	59	68	64	58	71	75	60	67	82	74	62	73	75	68	78	84	63	72	76	70	66
Gwyn-Nor	63	92	97	82	75	71	72	87	87	110	100	100	83	76	77	82	100	83	84	75	73	81	79
Gwynedd Square	53	88	72	101	83	76	79	76	86	82	113	102	86	77	72	91	90	102	79	74	86	77	84
Hatfield	73	58	65	73	66	61	68	72	65	73	72	65	63	74	72	76	79	89	75	67	63	80	71
Ingletwood	72	73	52	65	63	58	81	75	63	56	68	62	69	87	62	60	58	65	72	75	59	53	57
Knapp	81	98	66	96	89	82	79	85	99	76	110	100	93	89	73	102	79	89	67	92	87	70	111
Montgomery	61	88	69	90	92	84	91	78	91	89	88	84	76	78	89	84	90	80	71	65	86	85	83
Nash	56	60	58	58	60	55	43	64	72	63	66	60	59	45	70	76	64	72	54	61	59	67	82
North Wales	52	62	69	57	55	50	60	66	60	74	70	63	54	61	55	65	73	82	63	57	65	57	65
Oak Park	66	85	72	74	96	88	71	73	82	74	86	78	74	69	68	73	75	85	57	75	71	68	65
Walton Farm	65	95	52	74	79	72	68	81	100	61	85	77	66	71	79	99	64	72	93	69	72	87	96
York Avenue	35	48	31	43	40	38	36	42	44	40	42	39	32	33	42	49	39	44	38	35	29	50	44
District Elementary	800	994	834	980	942	864	876	932	996	940	1,085	984	908	910	913	1,028	967	1,092	939	919	903	930	1,010

	Grade 4					Grade 5					Grade 6											
	2019	2020	2021	2022	2023	2024	2019	2020	2021	2022	2023	2024	2019	2020	2021	2022	2023	2024				
Bridle Path	86	82	67	72	77	85	90	89	79	68	74	77	70	89	90	77	68	70	82	80	82	82
Gwyn-Nor	73	81	80	74	71	77	93	74	78	82	80	84	84	94	96	81	79	80	84	86	84	86
Gwynedd Square	88	79	82	85	80	87	101	84	80	87	82	86	80	95	80	80	80	84	86	84	86	86
Hatfield	72	72	68	63	75	81	70	75	65	64	59	62	75	75	79	60	60	65	66	66	66	66
Ingletwood	70	72	55	62	51	55	76	73	66	58	65	68	75	78	66	67	58	59	59	59	59	59
Knapp	80	63	78	83	67	73	85	80	60	76	74	78	85	95	80	61	70	71	71	71	71	71
Kulp	78	86	72	61	87	94	74	81	87	78	68	71	81	75	80	88	73	75	75	75	75	75
Montgomery	102	107	90	102	85	92	107	103	109	90	99	104	104	103	114	105	107	92	94	94	94	94
Nash	66	55	72	62	65	70	49	65	65	74	63	66	62	42	65	64	75	77	77	77	77	77
North Wales	50	61	55	72	64	69	65	53	59	58	73	77	70	66	53	62	60	60	61	61	61	61
Oak Park	79	58	81	64	70	76	68	73	61	74	62	65	76	69	73	62	82	84	84	84	84	84
Walton Farm	91	89	73	74	95	103	83	90	77	79	78	82	108	81	94	78	76	78	78	78	78	78
York Avenue	37	42	32	29	51	54	48	40	35	39	30	31	25	48	38	28	37	36	36	36	36	36
District Elementary	972	947	905	903	938	1,016	1,009	980	921	927	907	951	1,004	1,023	984	913	920	939	939	939	939	939

	Grade 7					Grade 8					Grade 9											
	2019	2020	2021	2022	2023	2024	2019	2020	2021	2022	2023	2024	2019	2020	2021	2022	2023	2024				
Pennbrook	305	292	287	259	256	267	294	312	292	288	265	249	284	284	293	284	286	290	290	290	290	290
Penn Dale	456	378	450	403	380	395	439	451	377	430	412	384	403	431	458	370	436	445	445	445	445	445
Pennfield	283	330	271	328	282	293	297	297	325	275	335	311	276	306	288	320	283	290	290	290	290	290
District Secondary	1,044	1,000	1,008	990	918	955	1,030	1,060	994	993	1,012	944	963	1,021	1,039	974	1,005	1,025	1,025	1,025	1,025	1,025

	Grade 10					Grade 11					Grade 12												
	2019	2020	2021	2022	2023	2024	2019	2020	2021	2022	2023	2024	2019	2020	2021	2022	2023	2024					
North Penn HS	984	1,023	1,047	1,070	1,089	1,048	1,013	972	1,028	1,006	1,092	1,053	1,125	1,040	958	1,064	1,078	1,152	1,152	1,152	1,152	1,152	
District Secondary	984	1,023	1,047	1,070	1,039	1,048	1,013	972	1,028	1,006	1,092	1,053	1,125	1,040	958	1,064	1,078	1,152	1,152	1,152	1,152	1,152	
District Total	12,667	12,821	12,530	12,718	12,913	13,005																	

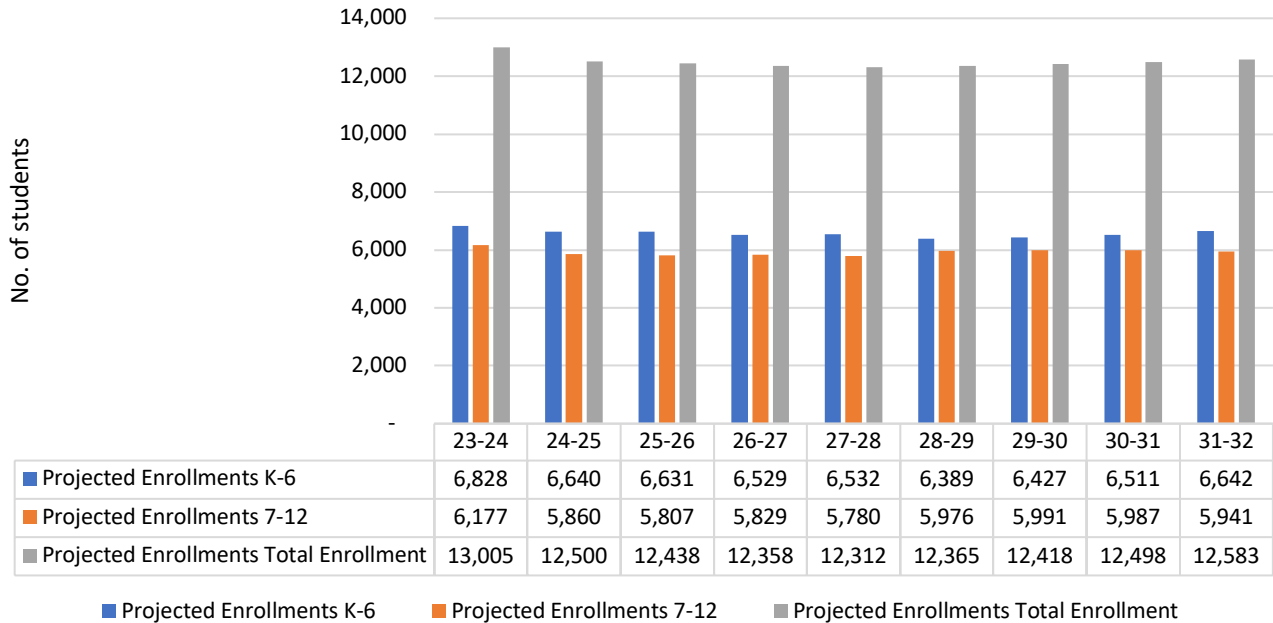
Source: Years 2019 - 2024, PA Dept. of Education <https://www.education.pa.gov/DataAndReporting/Enrollment/Pages/PublicChildEnrollment.aspx>

North Penn School District
2023-2024 Budget

Projected 2023-2024 student enrollment

School	K	1	2	3	4	5	6	7	8	9	10	11	12	Total
Bridle Path	58	74	78	66	85	77	70							508
Gwyn-Nor	75	100	113	79	77	84	82							610
Gwynedd Square	76	102	102	82	87	86	86							621
Hatfield	61	65	89	69	81	62	66							493
Inglewood	58	62	65	57	55	68	59							424
Knapp	82	100	89	111	73	78	71							604
Kulp	67	76	95	83	94	71	75							561
Montgomery	84	88	106	89	92	104	94							657
Nash	55	60	72	80	70	66	77							480
North Wales	50	63	82	65	69	77	61							467
Oak Park	88	78	85	63	76	65	84							539
Walton Farm	72	77	72	93	103	82	78							577
York Avenue	38	39	44	45	54	31	36							287
Elementary Total	864	984	1,092	982	1,016	951	939							6,828
Pennbrook								267	249	290				806
Penndale								395	384	445				1,224
Pennfield								293	311	290				894
Middle Total								955	944	1,025				2,924
HS Total - NPHS											1,048	1,053	1,152	3,253
District Total	864	984	1,092	982	1,016	951	939	955	944	1,025	1,048	1,053	1,152	13,005

Projected enrollment

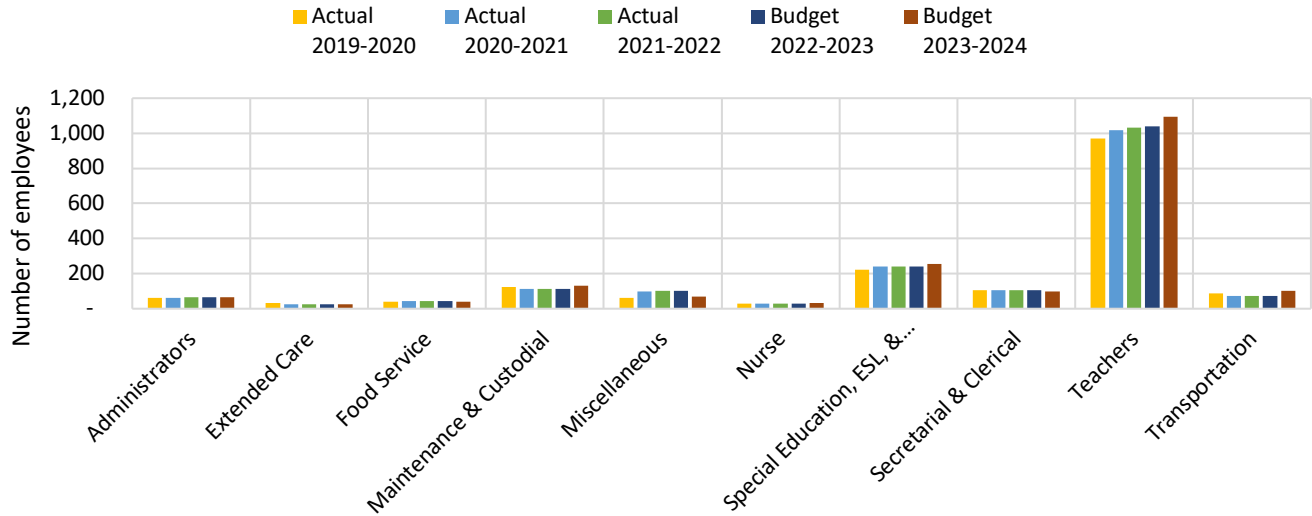


Source: District officials and Montgomery County Planning Commission enrollment study

North Penn School District
2023-2024 Budget

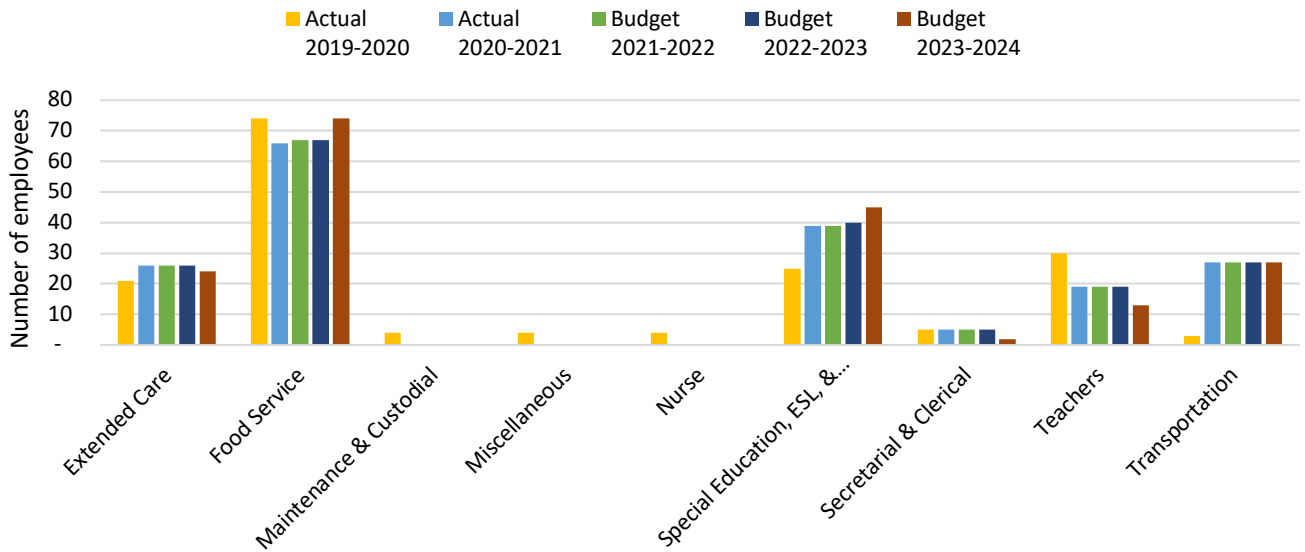
Personnel distribution reports

Number of full-time personnel



Source: District officials

Number of part-time employees



Source: District officials

North Penn School District
2023-2024 Budget

General obligation bonds and notes

The District issues general obligation bonds and notes to provide funds for the acquisition and construction of major capital facilities. The outstanding debt was issued to finance additions and improvements at General Nash, Inglewood, Hatfield, Knapp, and Montgomery Elementary Schools. The following table illustrates the debt service (or debt payment) schedules as well as the amount of outstanding debt. For 2023-2024, the total debt service payments owed are \$11,903,259 which is 3.8% of the total expenditures for the fiscal year.

Debt Service Summary

<u>YEAR</u>	<u>2017 Bond</u>	<u>2019A Bond</u>	<u>2020 Note</u>	<u>2020A Note</u>	<u>Total</u>	<u>Principal Outstanding *</u>
2023 - 24	1,978,550	7,644,350	758,678	1,521,681	11,903,259	\$ 48,175,000
2024 - 25	1,956,300	7,663,200	758,349	1,524,322	11,902,171	\$ 37,594,000
2025 - 26	6,251,800	-	757,882	4,696,817	11,706,499	\$ 26,896,000
2026 - 27	6,931,600	-	757,278	-	7,688,878	\$ 19,936,000
2027 - 28	-	-	3,035,538	-	3,035,538	\$ 17,356,000
2028 - 29	-	-	3,040,585	-	3,040,585	\$ 14,712,000
2029 - 30	-	-	3,040,169	-	3,040,169	\$ 12,008,000
2030 - 31	-	-	3,040,383	-	3,040,383	\$ 9,242,000
2031 - 32	-	-	3,222,179	-	3,222,179	\$ 6,231,000
2032 - 33	-	-	3,222,378	-	3,222,378	\$ 3,151,000
2033 - 34	-	-	3,223,000	-	3,223,000	\$ -
Totals	17,118,250	15,307,550	24,856,419	7,742,820	65,025,039	

* Principal outstanding reflects the balance at the end of the fiscal year.

North Penn School District
2023-2024 Budget

Debt Service Principal and Interest Payments

<u>YEAR</u>	<u>2017 Bond</u>	<u>2019A Bond</u>	<u>2020 Note</u>	<u>2020A Note</u>	<u>Total</u>
2023 - 24					
Principal	1,345,000	7,205,000	277,000	1,452,000	10,279,000
Interest	633,550	439,350	481,678	69,681	1,624,259
	1,978,550	7,644,350	758,678	1,521,681	11,903,259
2024 - 25					
Principal	1,390,000	7,440,000	283,000	1,468,000	10,581,000
Interest	566,300	223,200	475,349	56,322	1,321,171
	1,956,300	7,663,200	758,349	1,524,322	11,902,171
2025 - 26					
Principal	5,755,000	-	289,000	4,654,000	10,698,000
Interest	496,800	-	468,882	42,817	1,008,499
	6,251,800	-	757,882	4,696,817	11,706,499
2026- 27					
Principal	6,665,000	-	295,000	-	6,960,000
Interest	266,600	-	462,278	-	728,878
	6,931,600	-	757,278	-	7,688,878
2027-28					
Principal	-	-	2,580,000	-	2,580,000
Interest	-	-	455,538	-	455,538
	-	-	3,035,538	-	3,035,538
2028-29					
Principal	-	-	2,644,000	-	2,644,000
Interest	-	-	396,585	-	396,585
	-	-	3,040,585	-	3,040,585
2029-30					
Principal	-	-	2,704,000	-	2,704,000
Interest	-	-	336,169	-	336,169
	-	-	3,040,169	-	3,040,169
2030-31					
Principal	-	-	2,766,000	-	2,766,000
Interest	-	-	274,383	-	274,383
	-	-	3,040,383	-	3,040,383
2031-32					
Principal	-	-	3,011,000	-	3,011,000
Interest	-	-	211,179	-	211,179
	-	-	3,222,179	-	3,222,179
2032-33					
Principal	-	-	3,080,000	-	3,080,000
Interest	-	-	142,378	-	142,378
	-	-	3,222,378	-	3,222,378
2033-34					
Principal	-	-	3,151,000	-	3,151,000
Interest	-	-	72,000	-	72,000
	-	-	3,223,000	-	3,223,000
Principal	\$ 15,155,000	\$ 14,645,000	\$ 21,080,000	\$ 7,574,000	\$ 58,454,000
Interest	1,963,250	662,550	3,776,419	168,820	6,571,039
Debt Service	\$ 17,118,250	\$ 15,307,550	\$ 24,856,419	\$ 7,742,820	\$ 65,025,039

North Penn School District
2023-2024 Budget

School nutrition and performance measurement data

Free and Reduced Lunch Meal Counts by Building and Level

	Free			Reduced			Total meals						Percent Free/Reduced		
	2019-20*	2020-21**	2021-22***	2019-20*	2020-21**	2021-22	2019-20*	2020-21**	2021-22	2019-20*	2020-21**	2021-22	2019-20*	2020-21**	2021-22
Bridle Path	5,756	51,447	15,021	12,411	881	234	782	29,243	51,447	54,148	42,243	22%	100%	28%	37%
Gwyn-Nor	13,467	45,876	22,890	19,898	1,545	974	1,770	31,025	45,876	54,561	50,384	48%	100%	44%	45%
Gwynedd Square	6,392	48,948	10,363	10,633	517	292	1,117	25,828	48,948	54,896	45,804	27%	100%	19%	25%
Hatfield	23,656	95,374	32,011	37,773	3,844	1,149	3,807	37,965	95,374	54,967	52,846	72%	100%	60%	68%
Inglewood	15,138	72,321	20,079	21,134	1,224	207	588	31,419	72,321	42,327	37,388	52%	100%	48%	55%
Knapp	25,127	25,368	46,774	37,020	3,072	-	3,569	38,738	25,368	46,774	57,891	73%	100%	100%	87%
Kulp	13,590	75,687	21,918	22,383	1,470	186	974	29,768	75,687	54,113	45,488	51%	100%	41%	50%
Montgomery	6,792	41,974	8,739	9,047	870	280	316	27,734	41,974	48,864	42,867	28%	100%	18%	21%
Nash	5,252	47,965	11,679	10,686	413	364	224	17,817	47,965	44,402	36,392	32%	100%	27%	33%
North Wales	6,294	36,515	11,274	11,559	1,152	155	730	17,824	36,515	41,315	34,200	42%	100%	28%	35%
Oak Park	24,100	68,577	36,594	36,795	3,847	1,848	2,383	39,110	68,577	59,992	54,799	71%	100%	64%	71%
Walton Farm	8,994	37,245	15,888	22,434	2,091	455	431	29,877	37,245	49,268	49,991	37%	100%	33%	33%
York Avenue	6,962	31,721	11,750	10,581	1,432	312	978	14,800	31,721	26,724	22,956	57%	100%	45%	55%
District Elementary	161,520	679,018	264,980	262,354	22,158	6,456	17,669	371,148	679,018	632,351	573,249	49%	100%	43%	48%

	Free			Reduced			Total meals						Percent Free/Reduced		
	2019-20*	2020-21**	2021-22***	2019-20*	2020-21**	2021-22	2019-20*	2020-21**	2021-22	2019-20*	2020-21**	2021-22	2019-20*	2020-21**	2021-22
Pennbrook	11,591	26,325	14,599	16,751	1,787	456	1,584	36,853	26,325	56,471	48,630	37%	100%	27%	33%
Penndale	34,204	82,354	39,284	38,262	3,966	931	2,636	67,923	82,354	89,084	72,568	58%	100%	45%	58%
Pennfield	22,623	19,191	26,263	28,704	4,515	508	2,574	50,497	19,191	72,075	63,511	51%	100%	37%	45%
Northbridge	738	1,653	1,709	2,125	99	22	38	18,287	1,653	3,494	2,891	76%	100%	50%	60%
North Penn HS	60,731	76,194	68,119	79,916	7,493	1,524	7,424	142,674	76,194	223,502	199,210	46%	100%	31%	38%
District Secondary	129,887	205,717	149,974	165,758	17,860	3,441	14,256	316,234	205,717	444,626	386,810	65%	100%	35%	42%

	Free			Reduced			Total meals						Percent Free/Reduced		
	2019-20*	2020-21**	2021-22	2019-20*	2020-21**	2021-22	2019-20*	2020-21**	2021-22	2019-20*	2020-21**	2021-22	2019-20*	2020-21**	2021-22
District Total	291,407	884,735	414,954	428,112	40,018	9,897	31,925	687,382	884,735	1,076,977	960,059	48%	100%	39%	47%

* 2019-20 School Year - Meals were served in schools through March 12, 2020 until a state mandated shutdown of the district due to COVID-19 occurred. Meal distribution resumed March 17, 2020 under the Summer Food Service Program where 199,860 meals were served via curbside pickup through June 30, 2020.

** 2020-21 School Year - Meals were provided free to all students via the USDA extended free meal waivers.

*** 2021-22 School Year - Meals were provided free to all students via the USDA extended free meal waivers. However, reporting by student category was still required by the state.

North Penn School District
2023-2024 Budget

School Nutrition Meal Prices					
2018-19	2019-20	2020-21*	2021-22**	2022-23***	2023-24 ^x

Breakfast (all levels)	\$ 1.75	\$ 1.75	FREE	FREE	FREE	FREE
 Lunch						
Elementary	\$ 2.80	\$ 2.80	FREE	FREE	\$ 2.80	\$ 2.80
Middle	\$ 3.00	\$ 3.00	FREE	FREE	\$ 3.00	\$ 3.00
High	\$ 3.25	\$ 3.25	FREE	FREE	\$ 3.25	\$ 3.25

*Meals for the 2021-2022 school year were offered free to all students due to the district's participation in the Summer Food Service Program.

**Meals for the 2021-2022 school year were offered free to all students due to the district's participation in the Seamless Summer Option program.

*** Breakfast meals for the 2022-2023 will be offered free to all students due to the State Initiative One.

^x Breakfast meals for the 2023-2024 year will be free to all students due to the State passing legislation.

Student Performance Measurements				
Indicator	2018-19	2019-20	2020-21	2021-22
Graduation Rate (4 Year Cohort)	95.16%	94.88%	92.54%	93.42%
Dropout Rate (Annual)	0.42%	0.35%	0.33%	0.54%
Percent Proficient on PSSA/Keystones	Algebra 1: 80.1% Literature: 85.1% Biology: 82.4%	DID NOT OCCUR DUE TO COVID-19	Algebra 1: 78.6% Literature: 29.4% Biology: 67.6%	Algebra 1: 73.9% Literature: 78.4% Biology: 64.4%
SAT Average Score	Math: 580 Evidence Based Reading and Writing: 580	Math: 580 Evidence Based Reading and Writing: 580	Math: 570 Evidence Based Reading and Writing: 580	Math: 575 Evidence based reading and writing: 575
Attendance Rate	95.21%	95.40%	97.22%	94.75%

North Penn School District
2023-2024 Budget

Future Ready PA Index

The Pennsylvania Department of Education recognizes that students – and the schools that serve them – are more than just standardized test scores. Launched in November 2018, the Future Ready PA Index is the result of discussions with thousands of educators, parents, advocates, policymakers, and business leaders across Pennsylvania about how communities should evaluate schools.

The tool moves beyond a single, summative score to increase transparency around school and student group performance – it features a dashboard approach to present data and information. The Future Ready PA Index illustrates student and school success via three color-coded categories: academic performance, student progress, and college and career readiness, providing the public with a more comprehensive look at how Pennsylvania’s schools are educating students.

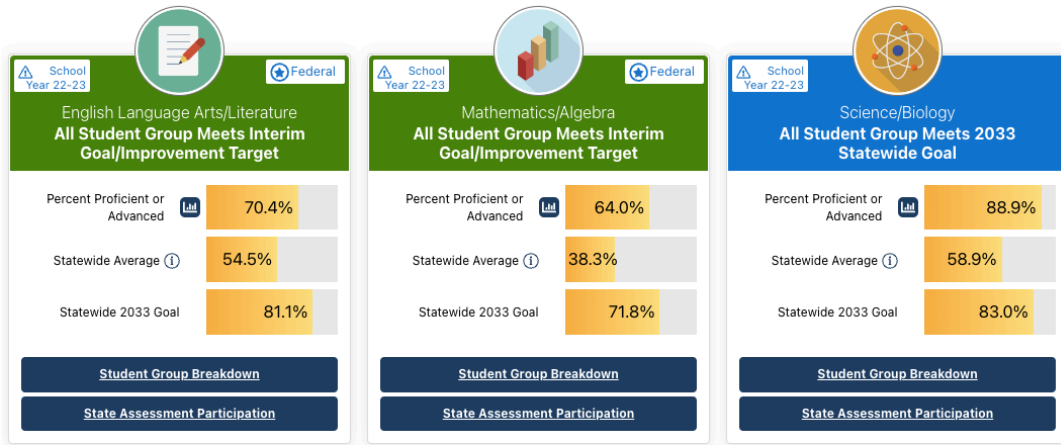
The following graphics shows the North Penn School District’s Future Ready PA Index results for state assessment measures by building for the 2022-2023 academic year.

North Penn School District
2023-2024 Budget

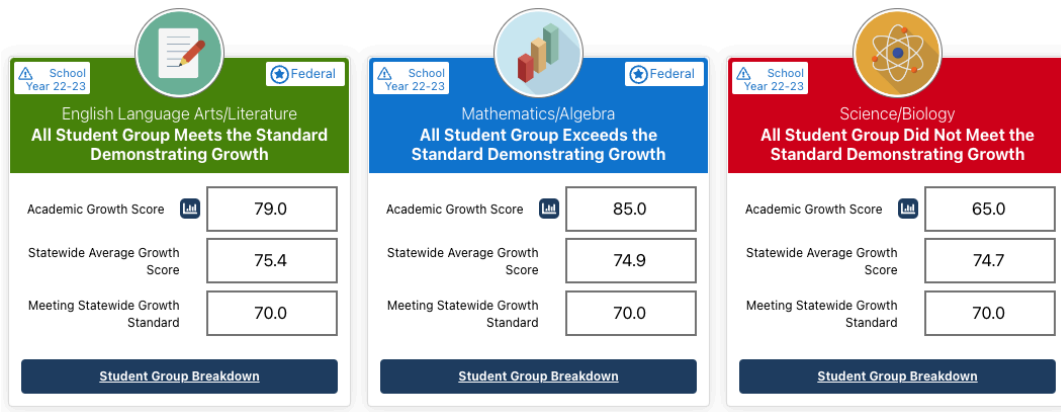


Bridle Path El Sch


Proficient or Advanced on Pennsylvania State Assessments ⓘ



Meeting Annual Academic Growth Expectations (PVAAS) ⓘ



Advanced on Pennsylvania State Assessments ⓘ

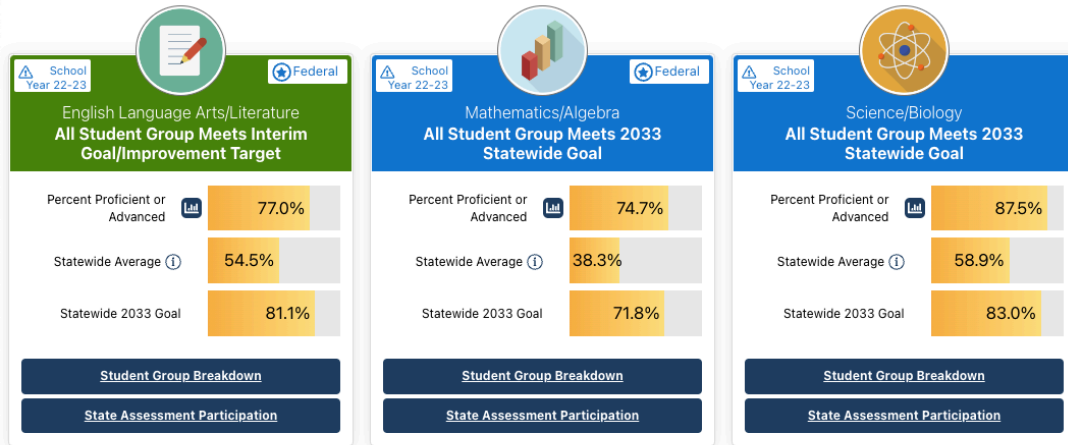


North Penn School District
2023-2024 Budget

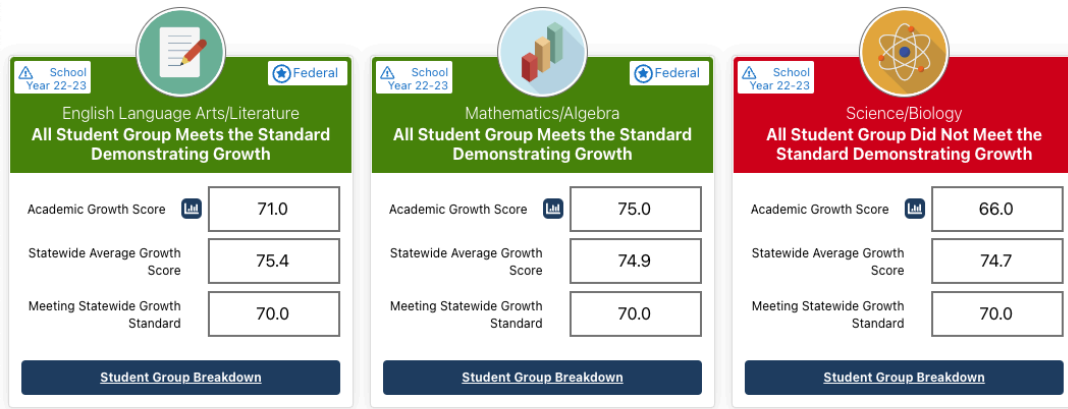


General Nash El Sch

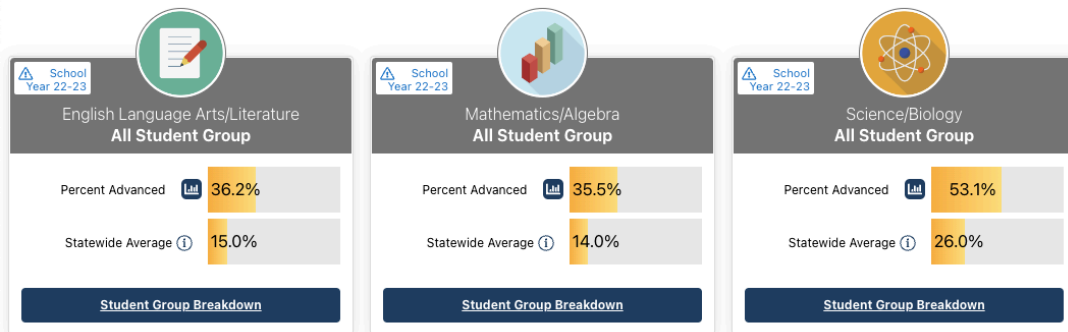
Proficient or Advanced on Pennsylvania State Assessments ⓘ



Meeting Annual Academic Growth Expectations (PVAAS) ⓘ



Advanced on Pennsylvania State Assessments ⓘ

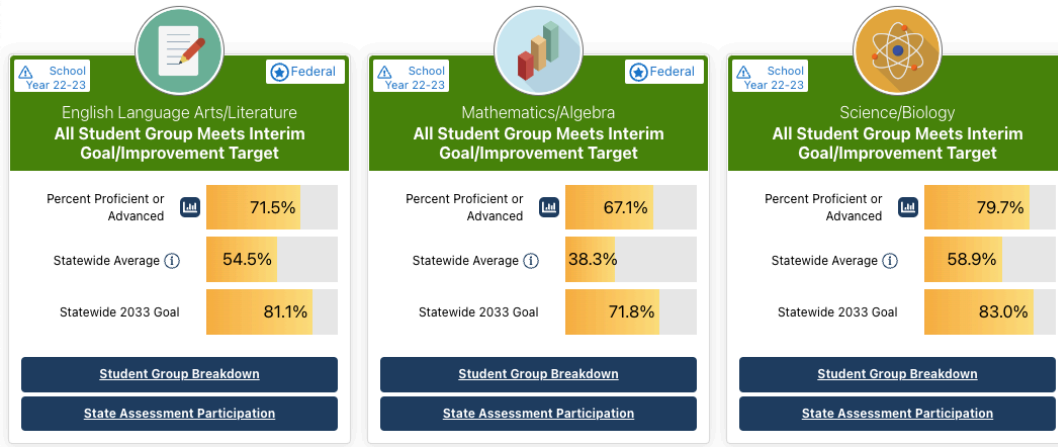


North Penn School District
2023-2024 Budget

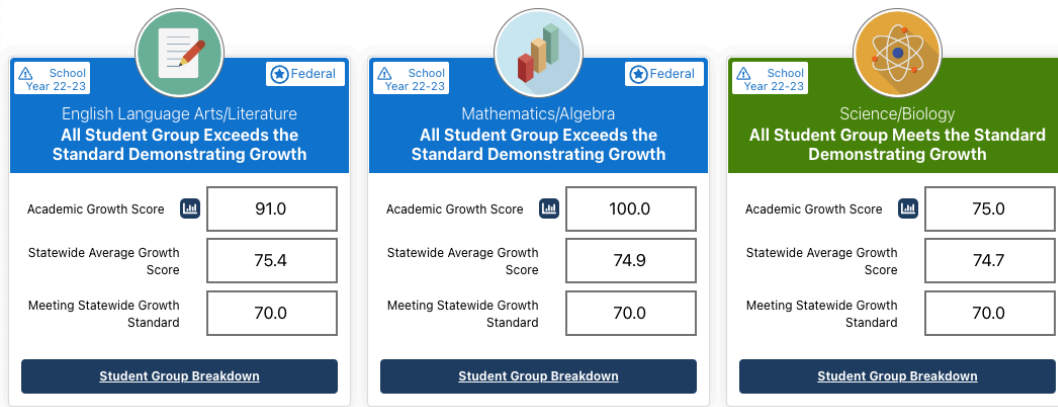


Gwynedd Square El Sch

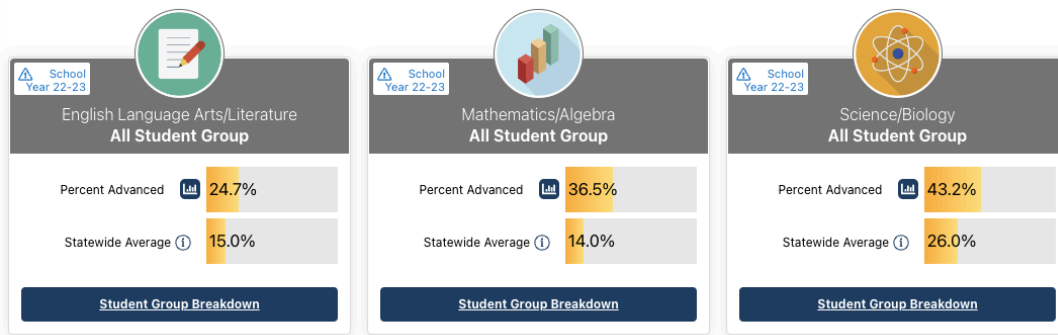
Proficient or Advanced on Pennsylvania State Assessments ⓘ



Meeting Annual Academic Growth Expectations (PVAAS) ⓘ



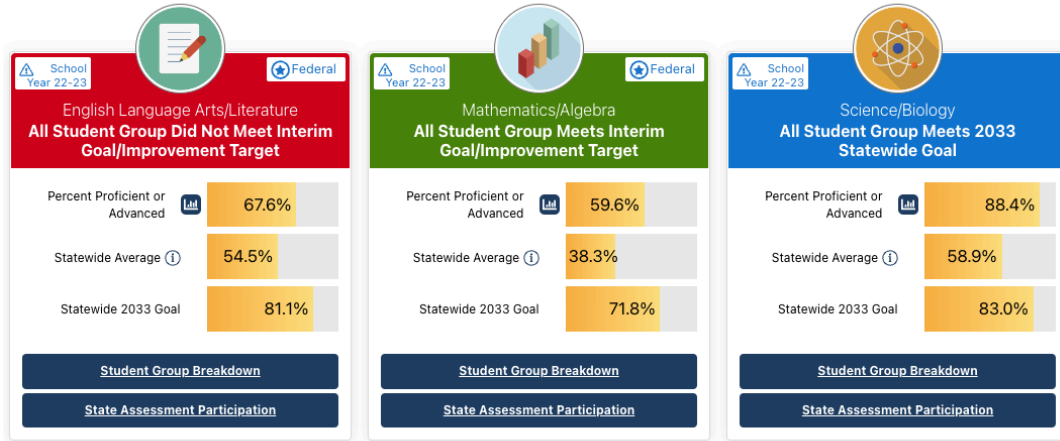
Advanced on Pennsylvania State Assessments ⓘ



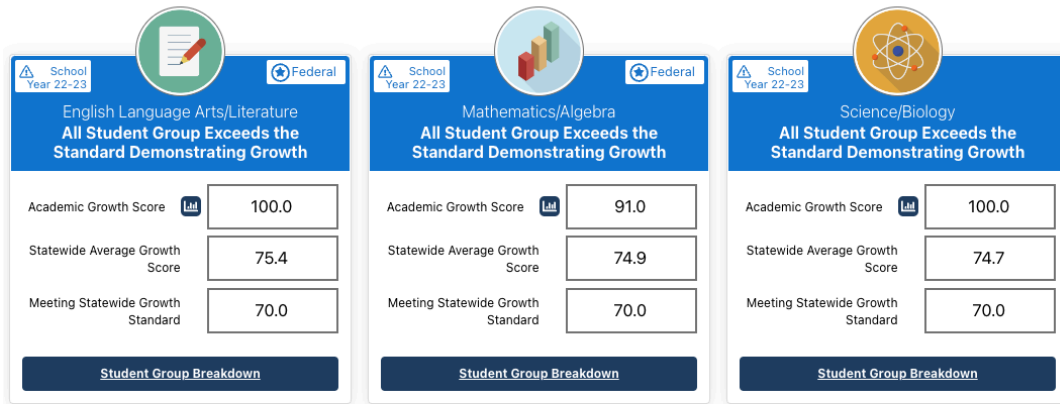
North Penn School District
2023-2024 Budget



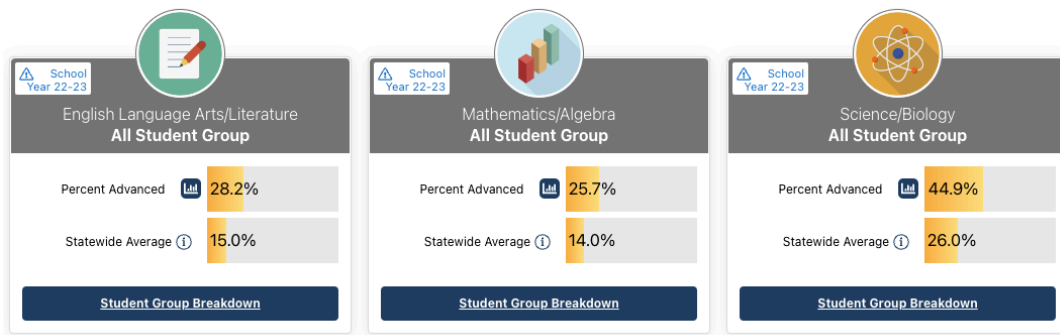
Proficient or Advanced on Pennsylvania State Assessments ⓘ



Meeting Annual Academic Growth Expectations (PVAAS) ⓘ



Advanced on Pennsylvania State Assessments ⓘ

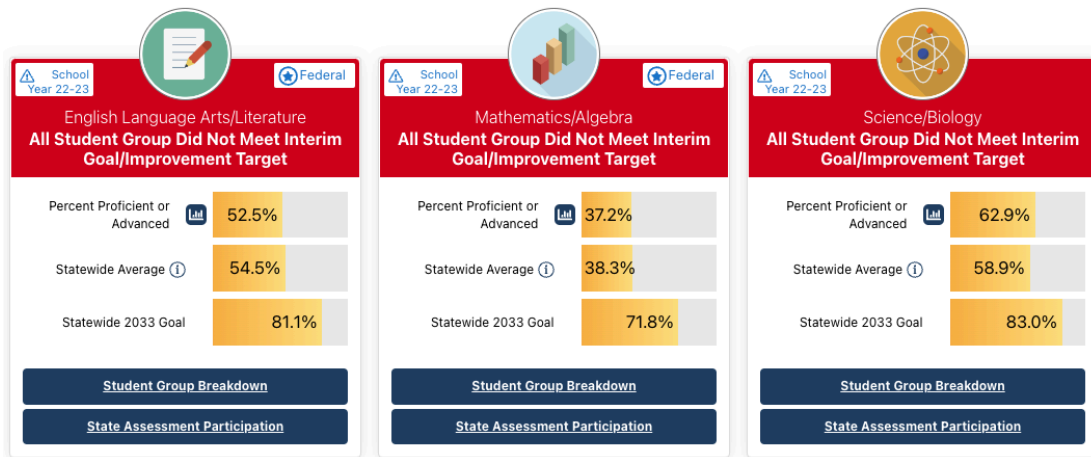


North Penn School District
2023-2024 Budget

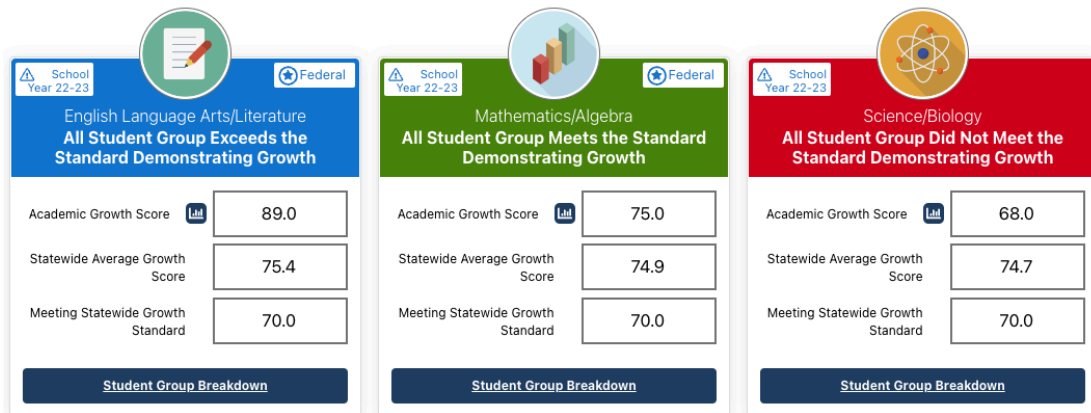


Hatfield El Sch


Proficient or Advanced on Pennsylvania State Assessments ⓘ



Meeting Annual Academic Growth Expectations (PVAAS) ⓘ



Advanced on Pennsylvania State Assessments ⓘ

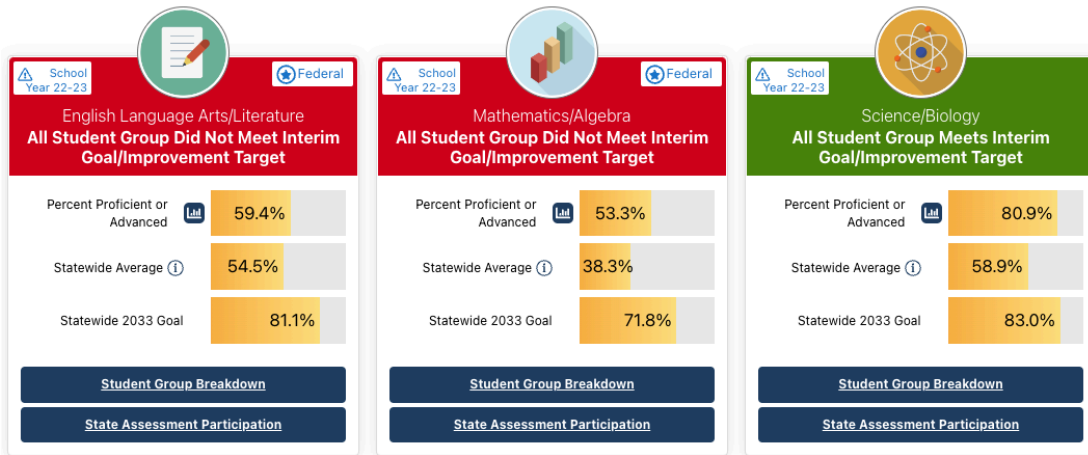


North Penn School District
2023-2024 Budget

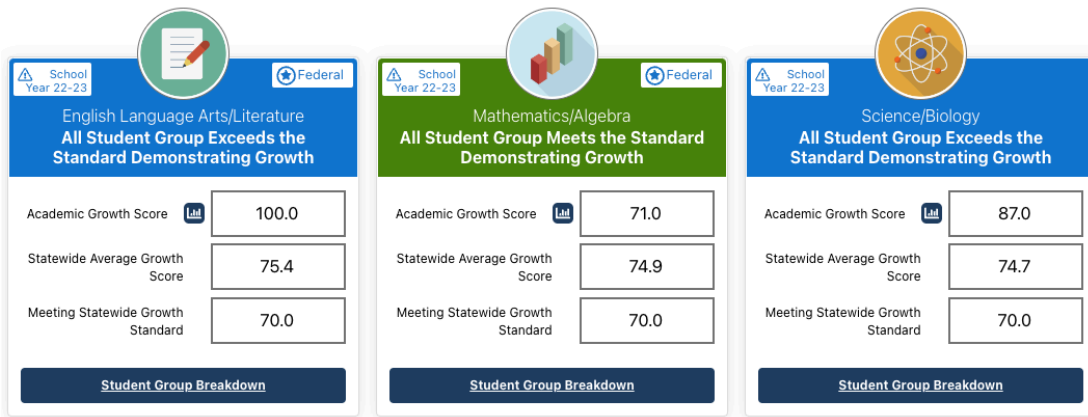


Inglewood El Sch

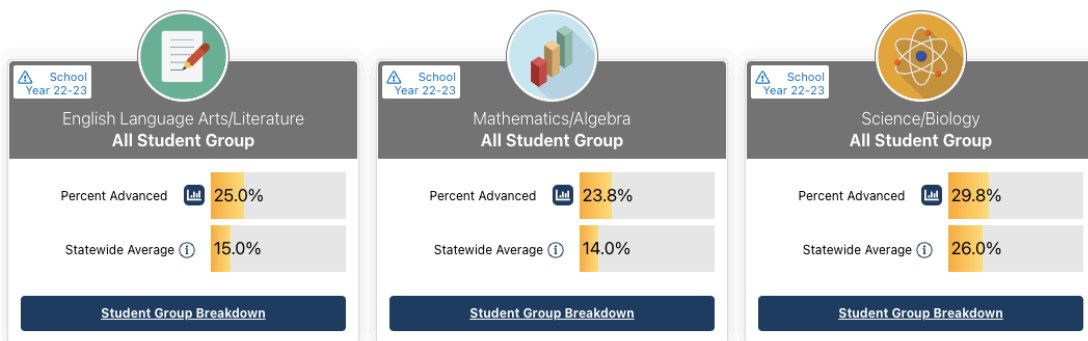
Proficient or Advanced on Pennsylvania State Assessments ⓘ



Meeting Annual Academic Growth Expectations (PVAAS) ⓘ



Advanced on Pennsylvania State Assessments ⓘ

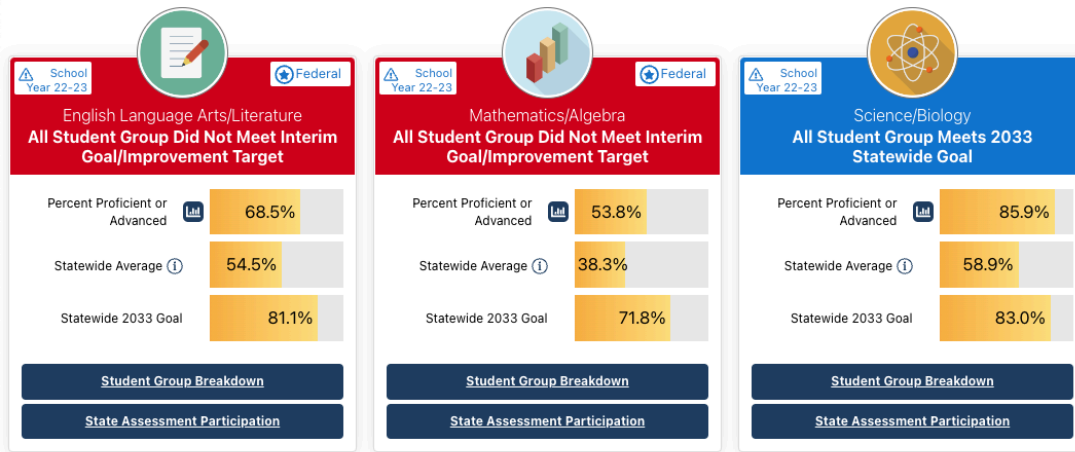


North Penn School District
2023-2024 Budget

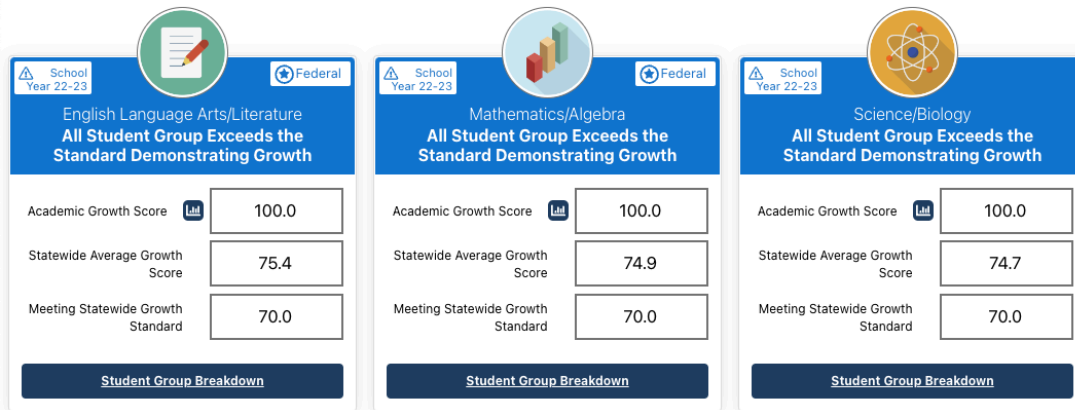


Knapp El Sch

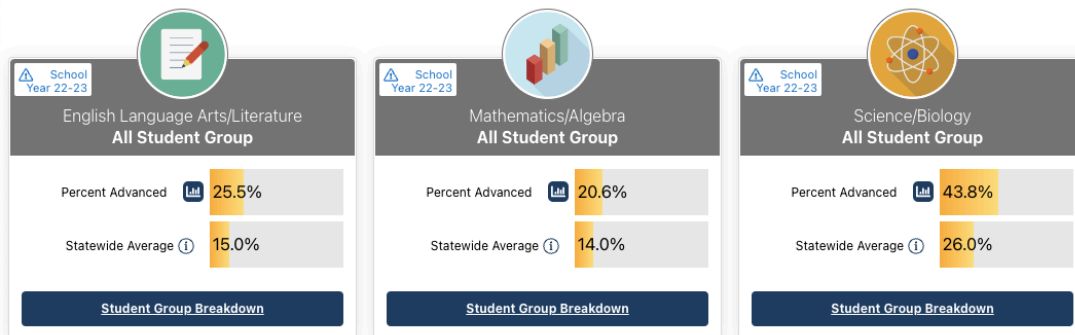
Proficient or Advanced on Pennsylvania State Assessments ⓘ



Meeting Annual Academic Growth Expectations (PVAAS) ⓘ



Advanced on Pennsylvania State Assessments ⓘ

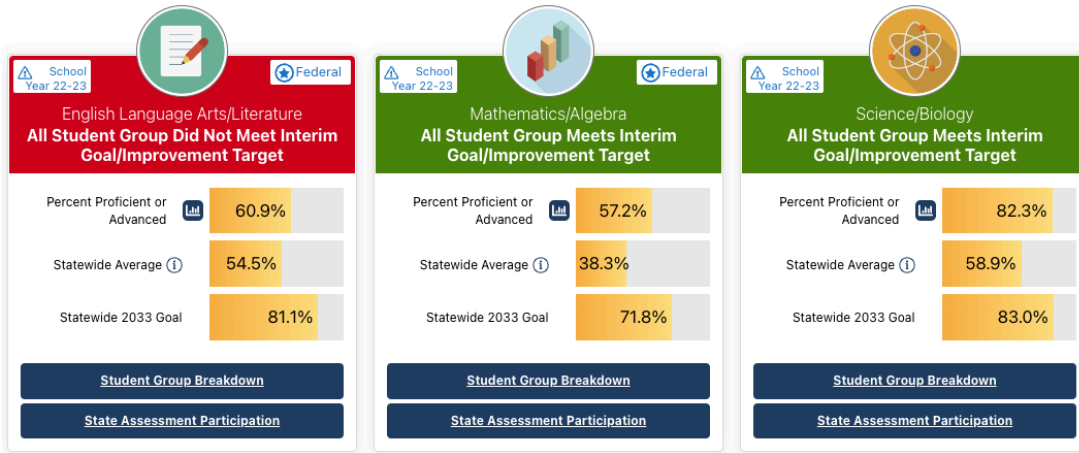


North Penn School District
2023-2024 Budget

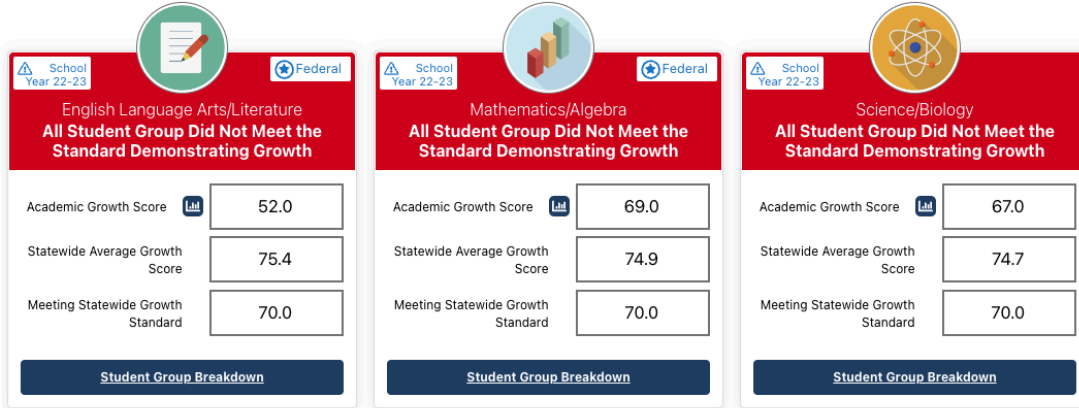


Kulp El Sch

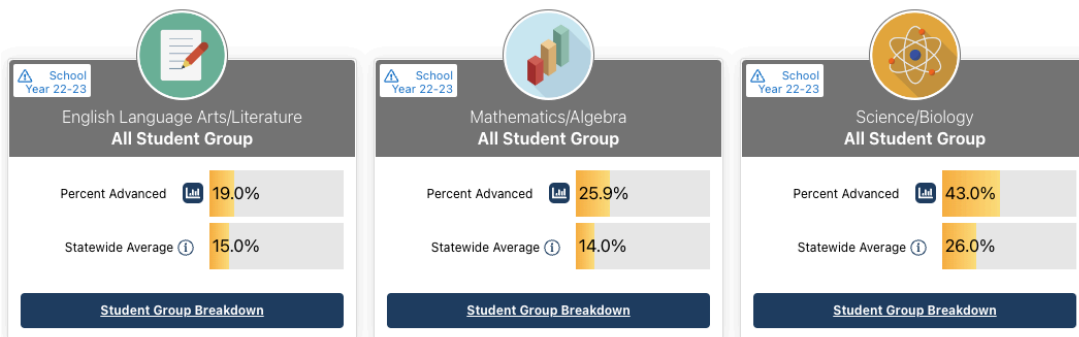
Proficient or Advanced on Pennsylvania State Assessments ⓘ



Meeting Annual Academic Growth Expectations (PVAAS) ⓘ



Advanced on Pennsylvania State Assessments ⓘ

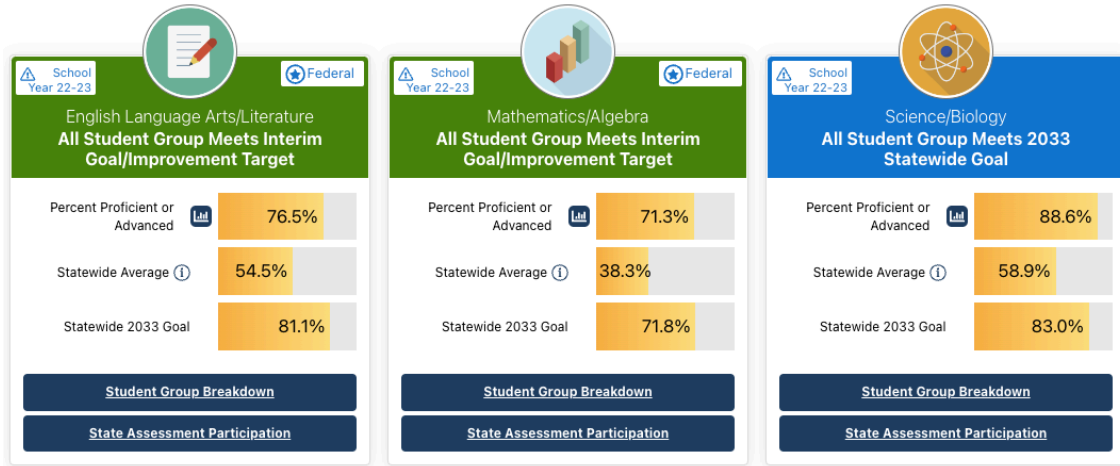


North Penn School District
2023-2024 Budget

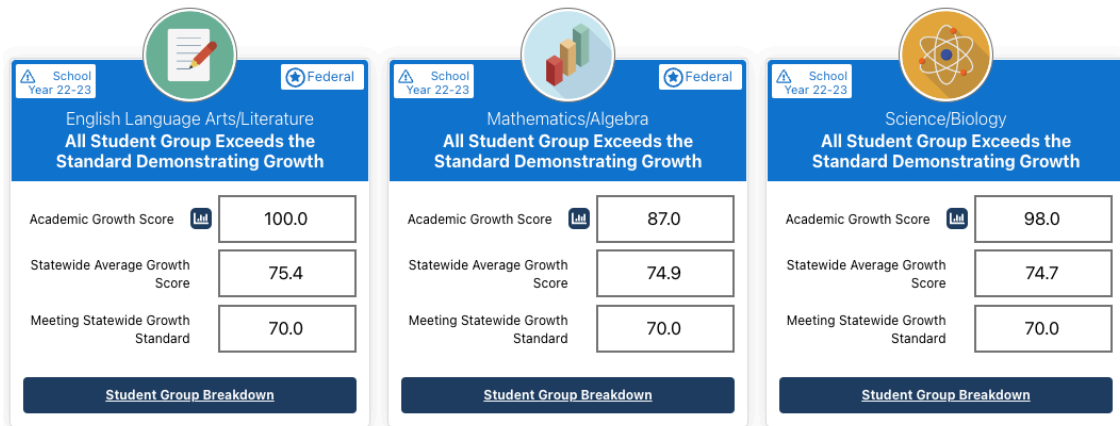


Montgomery El Sch

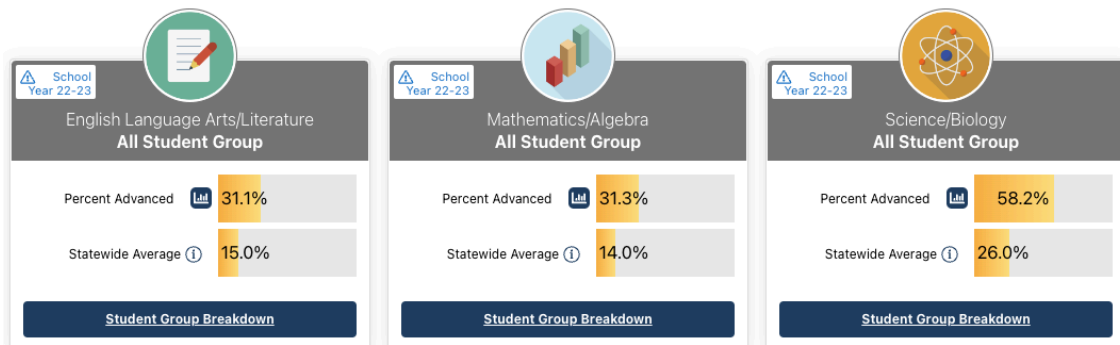
Proficient or Advanced on Pennsylvania State Assessments ⓘ



Meeting Annual Academic Growth Expectations (PVAAS) ⓘ



Advanced on Pennsylvania State Assessments ⓘ

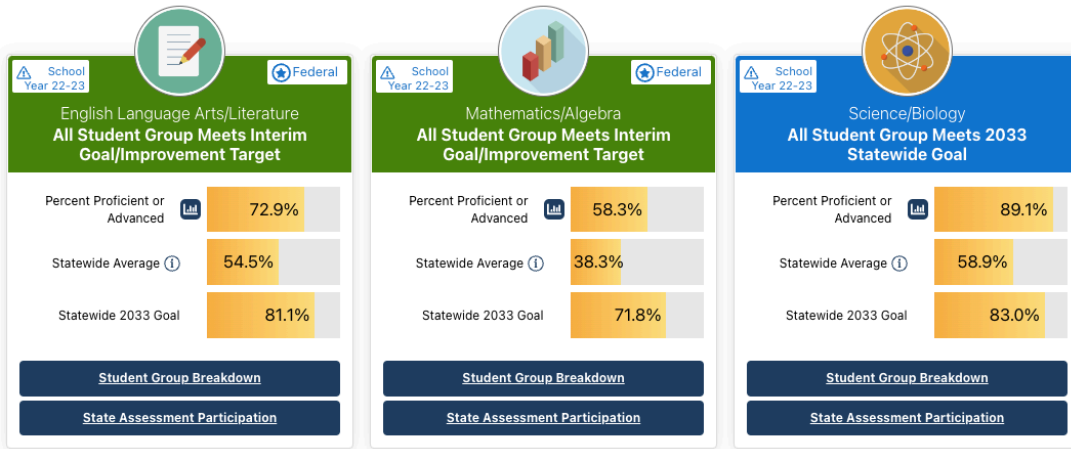


North Penn School District
2023-2024 Budget

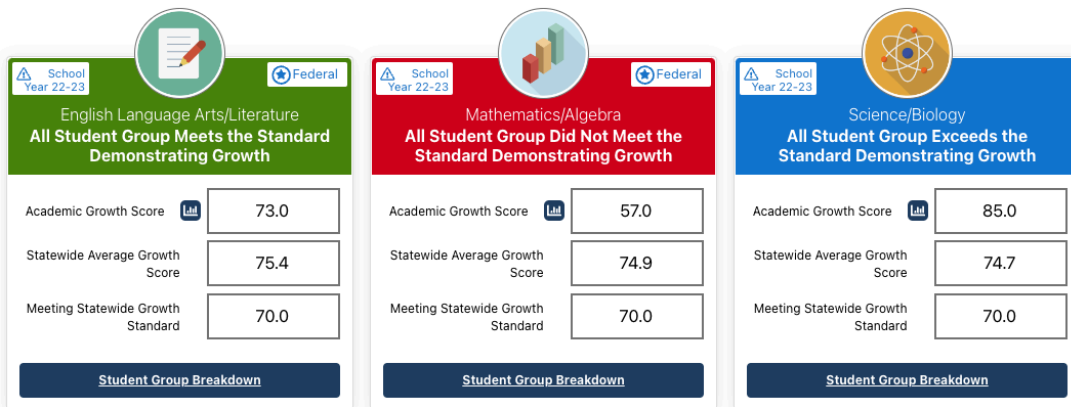


North Wales El Sch

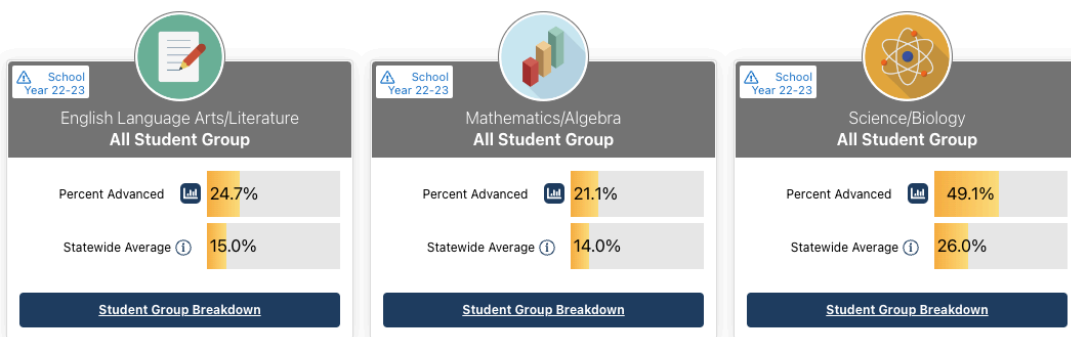
Proficient or Advanced on Pennsylvania State Assessments ⓘ



Meeting Annual Academic Growth Expectations (PVAAS) ⓘ



Advanced on Pennsylvania State Assessments ⓘ

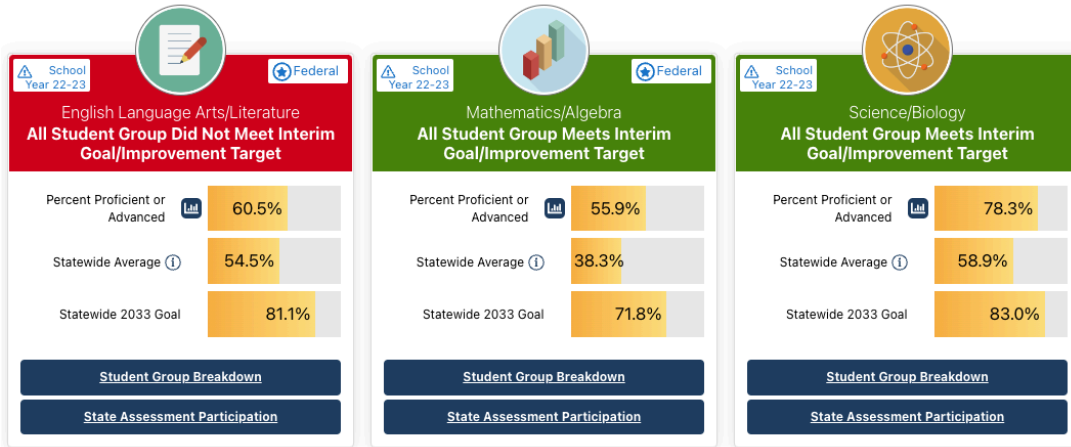


North Penn School District
2023-2024 Budget

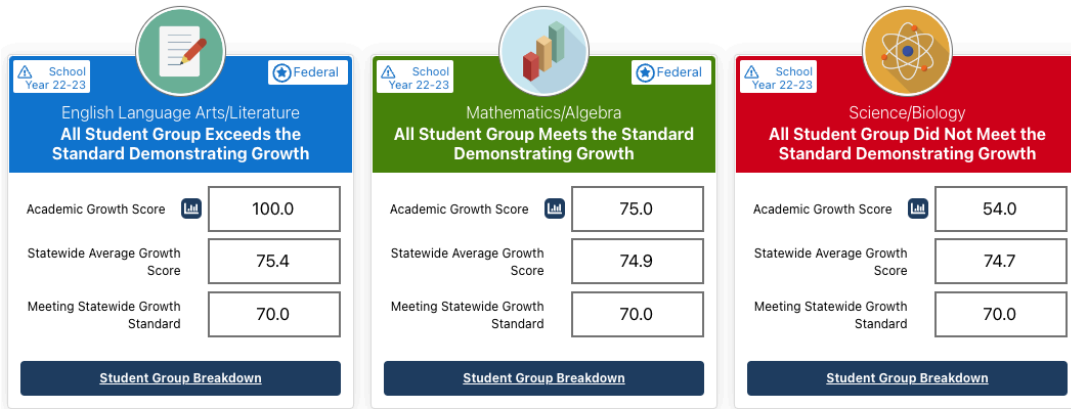


Oak Park El Sch

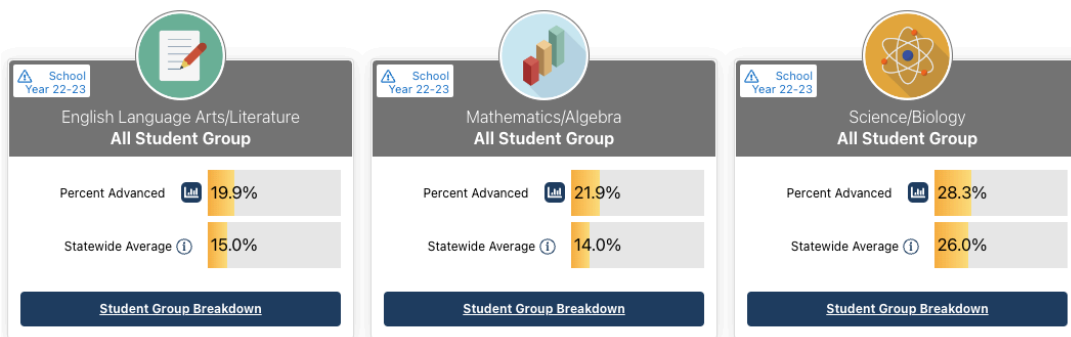
Proficient or Advanced on Pennsylvania State Assessments ⓘ



Meeting Annual Academic Growth Expectations (PVAAS) ⓘ



Advanced on Pennsylvania State Assessments ⓘ

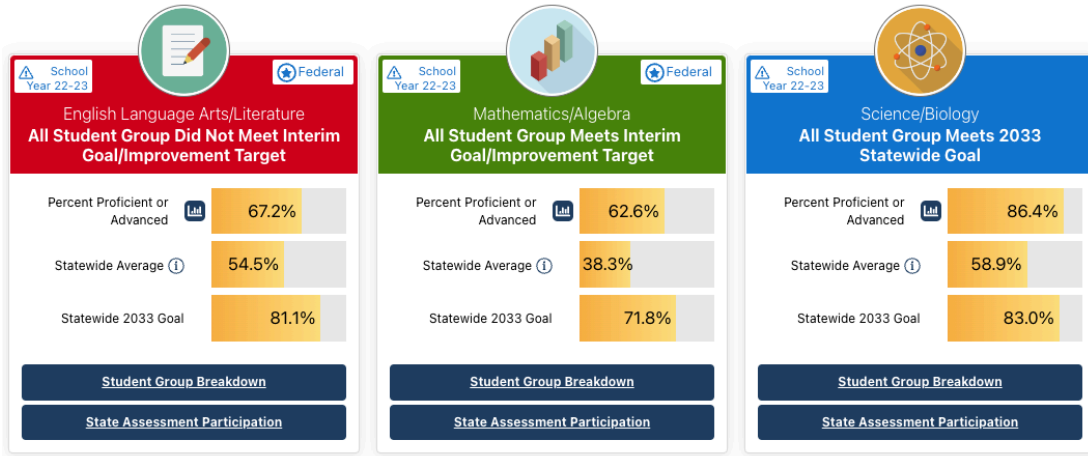


North Penn School District
2023-2024 Budget

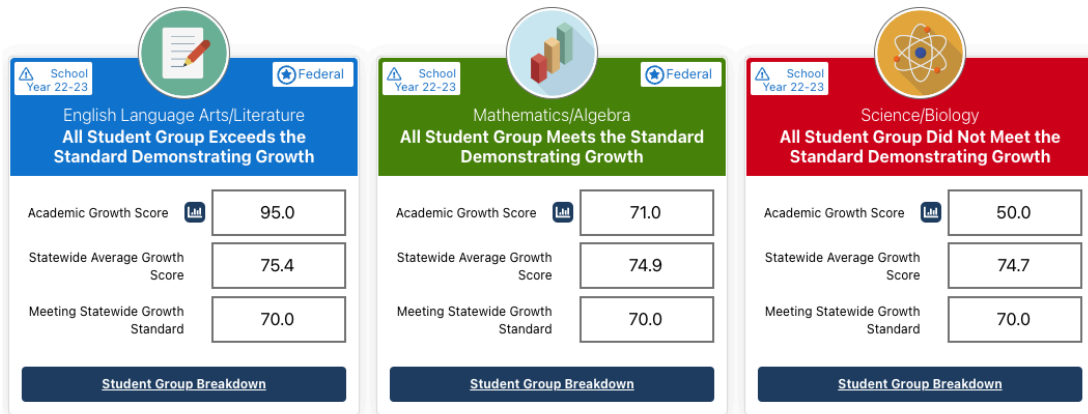


Walton Farm El Sch

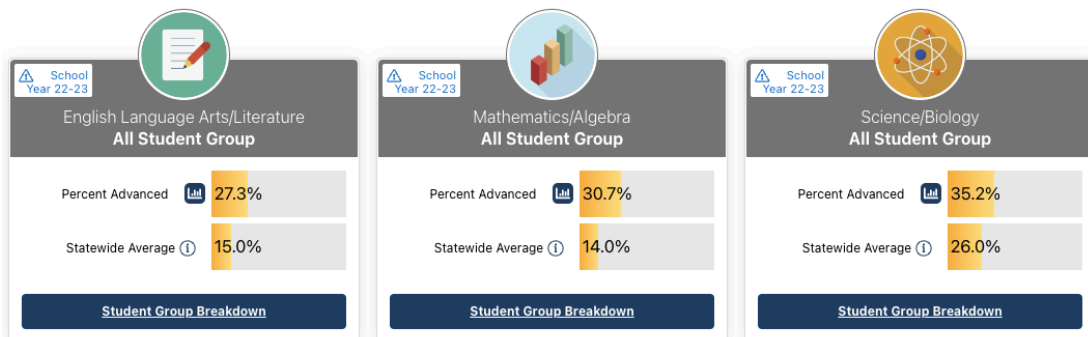
Proficient or Advanced on Pennsylvania State Assessments ⓘ



Meeting Annual Academic Growth Expectations (PVAAS) ⓘ



Advanced on Pennsylvania State Assessments ⓘ

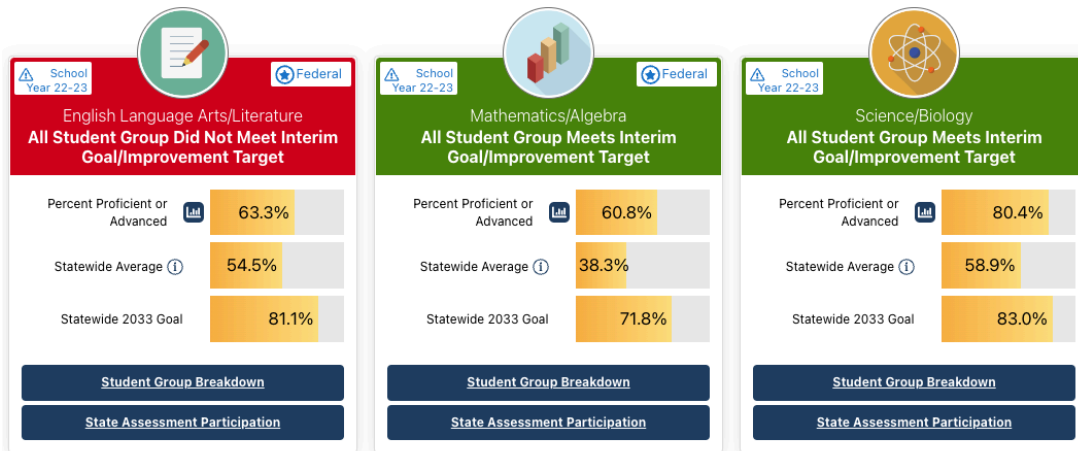


North Penn School District
2023-2024 Budget

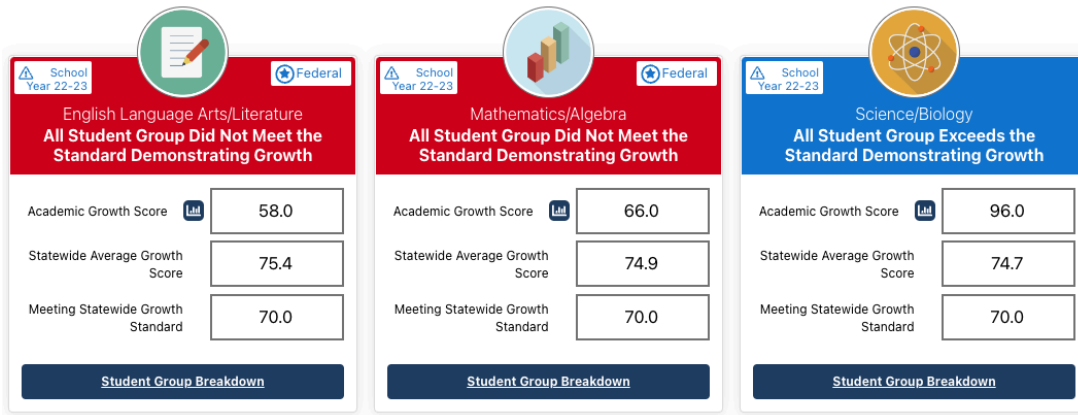


York Avenue El Sch

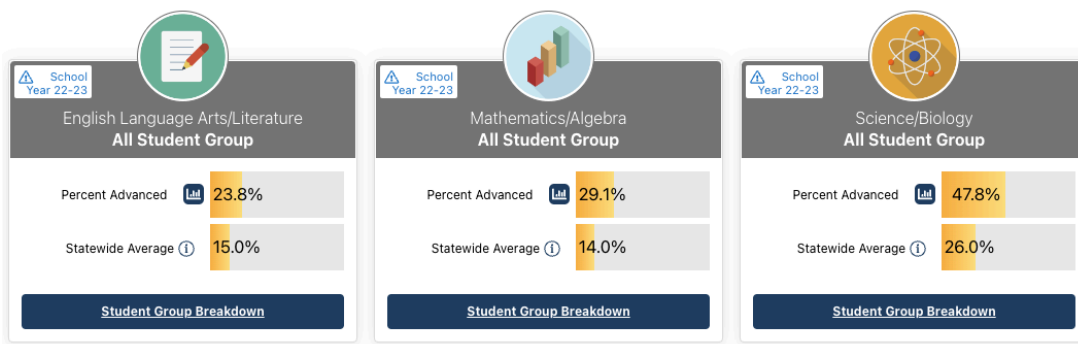
Proficient or Advanced on Pennsylvania State Assessments ⓘ



Meeting Annual Academic Growth Expectations (PVAAS) ⓘ



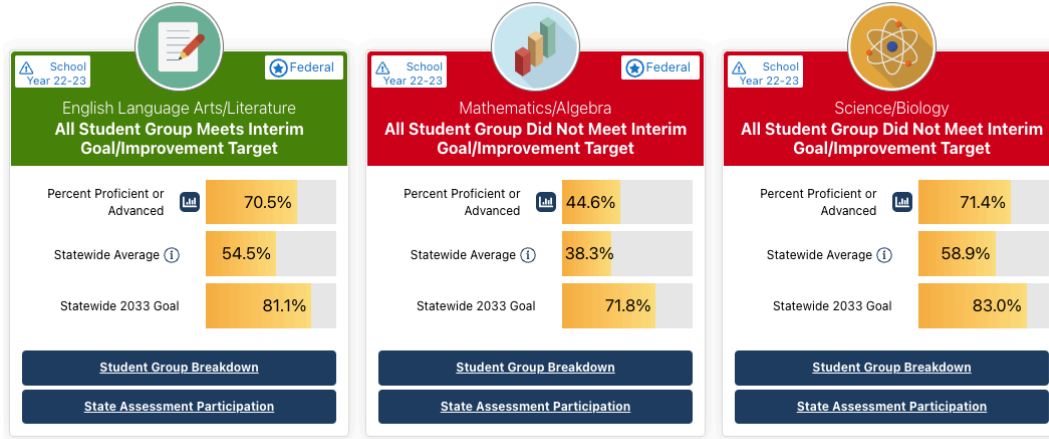
Advanced on Pennsylvania State Assessments ⓘ



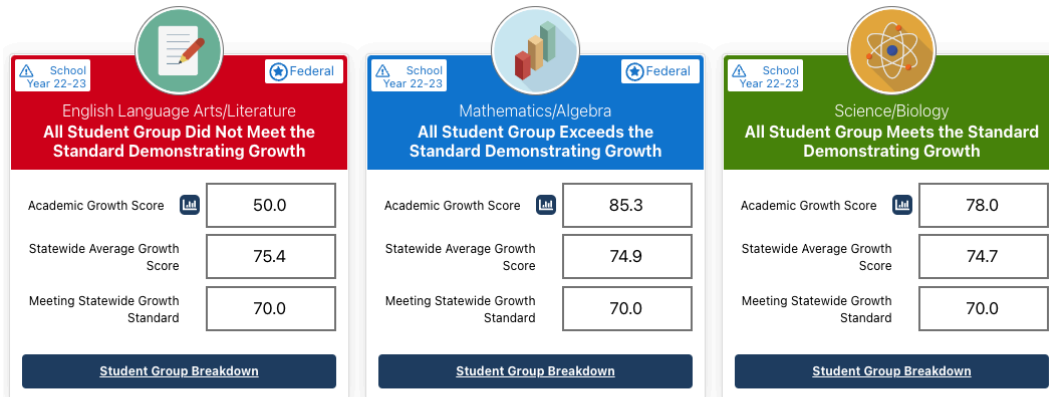
North Penn School District
2023-2024 Budget



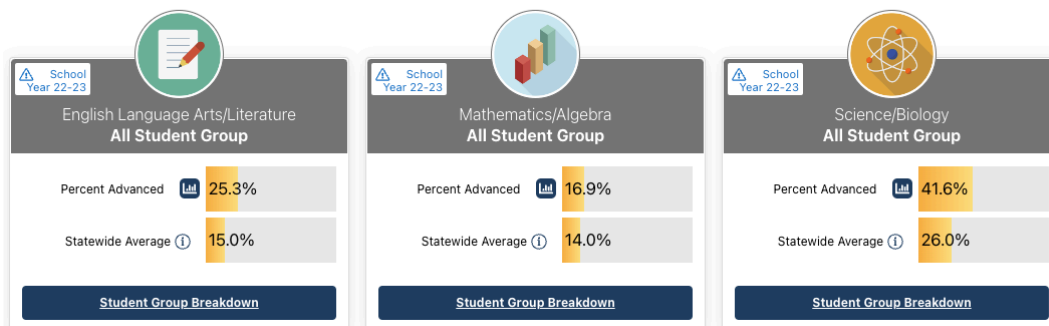
Proficient or Advanced on Pennsylvania State Assessments ⓘ



Meeting Annual Academic Growth Expectations (PVAAS) ⓘ



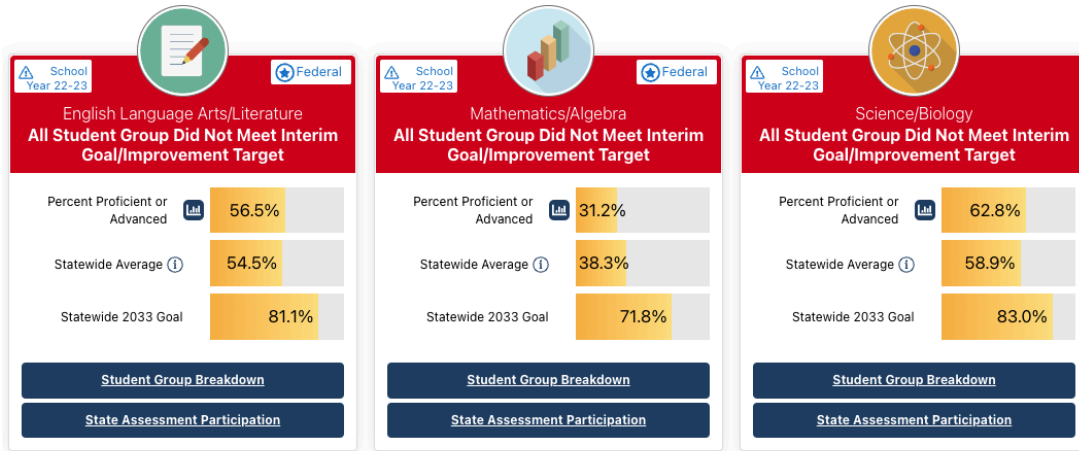
Advanced on Pennsylvania State Assessments ⓘ



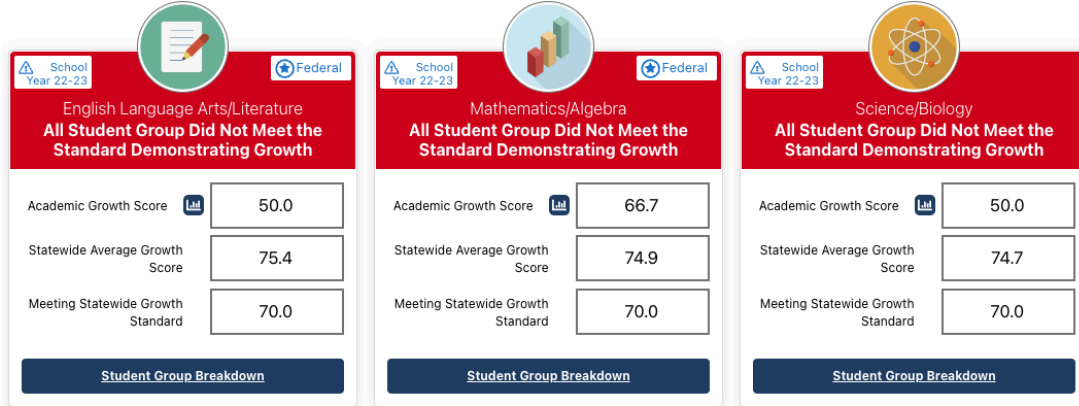
North Penn School District
2023-2024 Budget



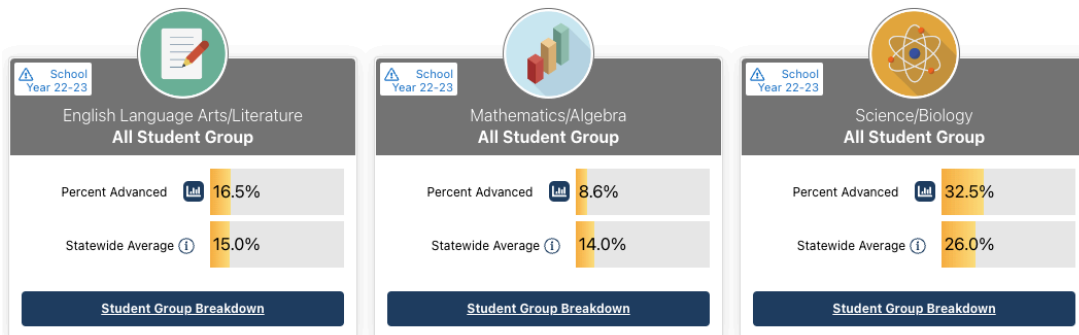
Proficient or Advanced on Pennsylvania State Assessments ⓘ



Meeting Annual Academic Growth Expectations (PVAAS) ⓘ



Advanced on Pennsylvania State Assessments ⓘ

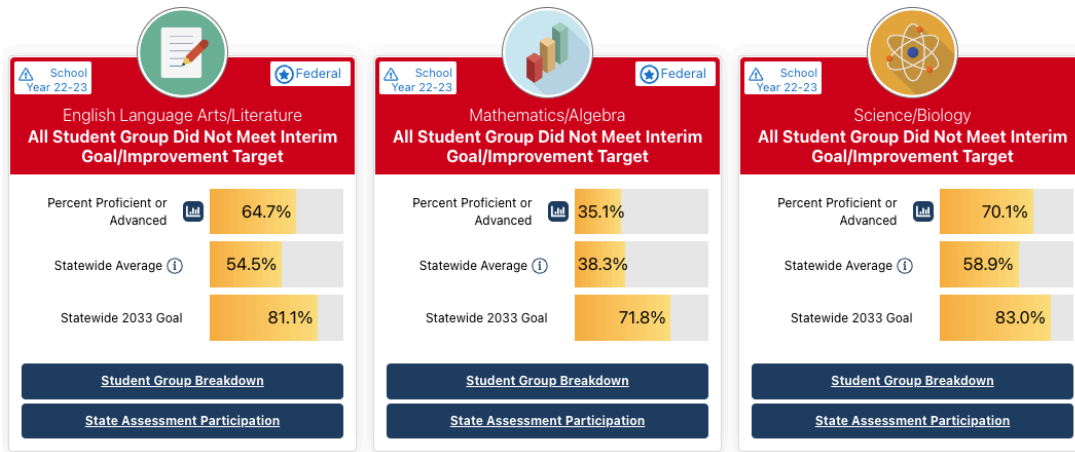


North Penn School District
2023-2024 Budget

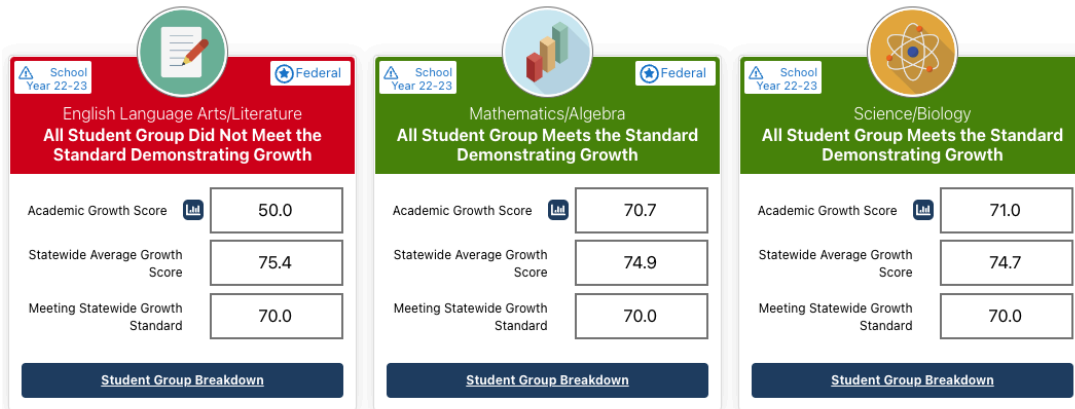


Pennfield MS

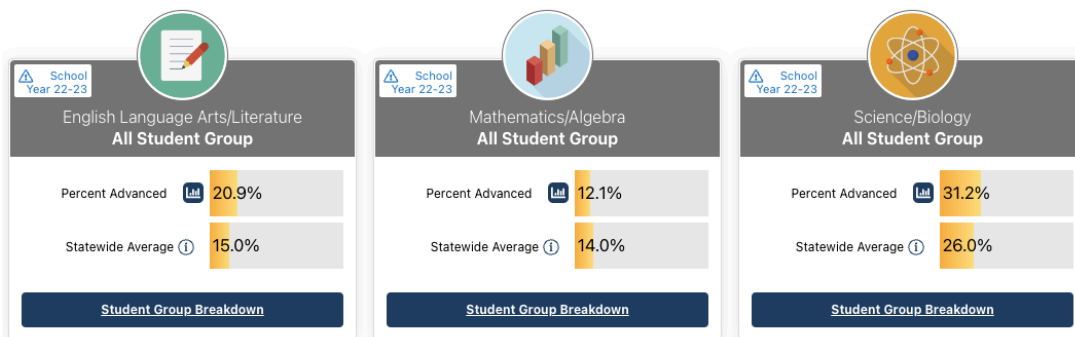
Proficient or Advanced on Pennsylvania State Assessments ⓘ



Meeting Annual Academic Growth Expectations (PVAAS) ⓘ



Advanced on Pennsylvania State Assessments ⓘ

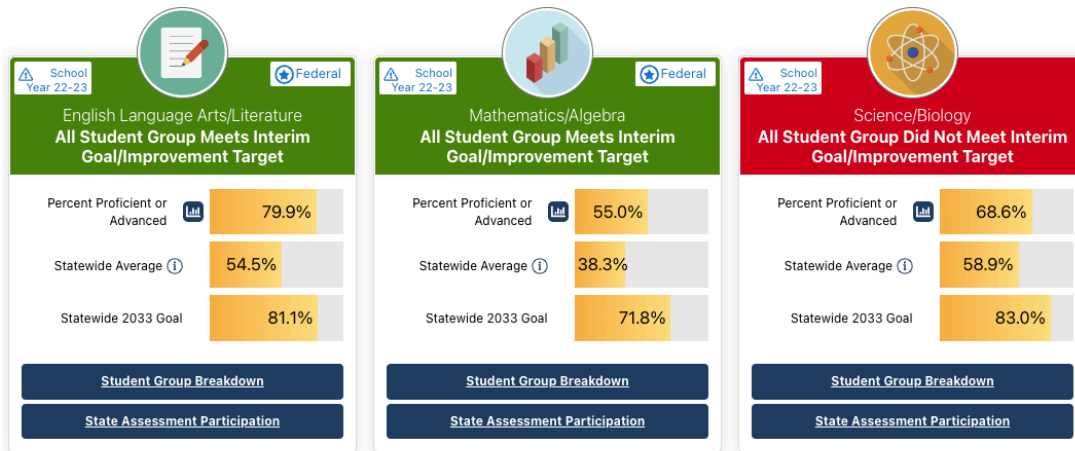


North Penn School District
2023-2024 Budget

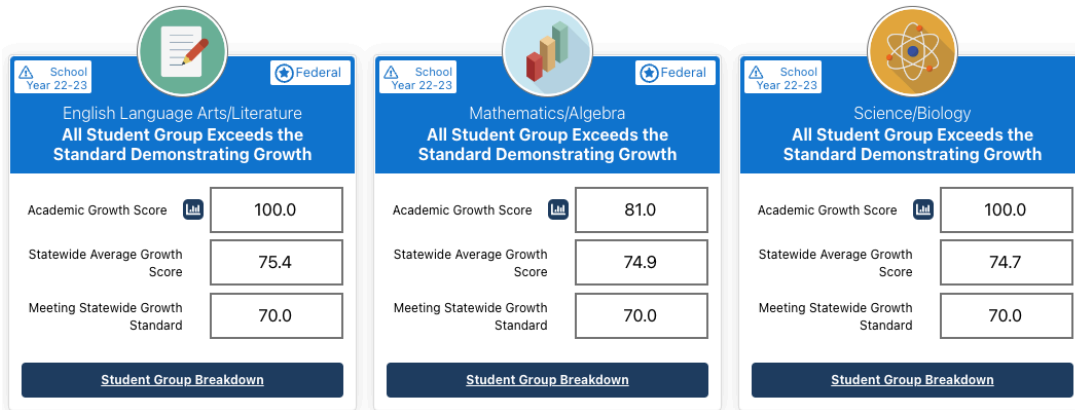


North Penn SHS

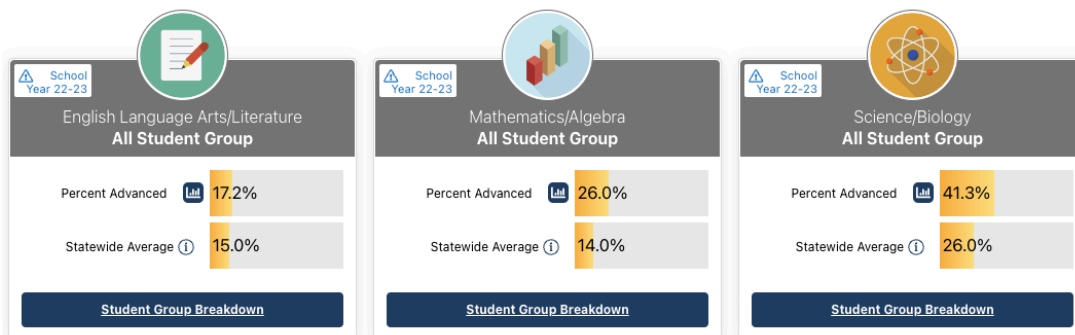
Proficient or Advanced on Pennsylvania State Assessments ⓘ



Meeting Annual Academic Growth Expectations (PVAAS) ⓘ



Advanced on Pennsylvania State Assessments ⓘ



North Penn School District
2023-2024 Budget



[Compare Schools](#) ▾ [Find a School](#) ▾

📌 **North Penn SD**

School Performance

School Fast Facts

District Fast Facts



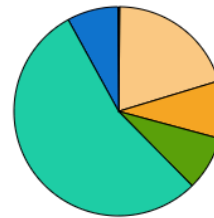
401 E Hancock St
Lansdale, PA 19446
215-368-0400

[District Website](#)

Percent Enrollment by Student Groups Link

Economically Disadvantaged	36.9%
English Language Learner	7.2%
Special Education	18.4%
Foster Care	0.3%
Homeless	0.9%
Military Connected	0.4%

Percent Enrollment by Race/Ethnicity Link



American Indian/Alaskan Native	0.2%
Asian	20.1%
Black	8.9%
Native Hawaiian or other Pacific Islander	0.1%
Hispanic	8.4%
White	54.4%
2 or More Races	7.9%

Percent Enrollment by Gender Link

Male	51.8%
Female	48.2%

District Schools

[Compare Tool](#)

School Name

[Bridle Path El Sch](#)

[General Nash El Sch](#)

[Gwynedd Square El Sch](#)

17 Results

1 2 3 [Next](#) »

Number of Schools

17

Grades Offered

K5F, 1, 2, 3, 4, 5, 6, 7, 8, 9, 10, 11, 12

District Enrollment

12913

Percent of Gifted Students

5.6%

Enrollment in Partnering Career and Technical Center(s)

444

Charter School Enrollment

206

Geographic Size of District(Square Miles)

42.73

Partnering Career and Technical Center

[North Montco Tech Career Center](#)

Supporting Intermediate Unit(IU)

[Montgomery County IU 23](#)

North Penn School District Designated Best Community For Music Education



The North Penn School District (NPSD) has once again been honored with the best Communities for Music Education designation from the National Association of Music Merchants (NAMM) Foundation for its outstanding commitment to music education. This is the 11th year in a row NPSD has received this award and 12th overall.

Now in its 24th year, the Best Communities for Music Education designation is awarded to districts that demonstrate outstanding achievement in efforts to provide music access and education to all students. To qualify for the Best Communities designation, NPSD answered detailed questions about funding, graduation requirements, music class participation, instruction time, facilities, support for the music program, and community music-making programs. Responses were verified by school officials and reviewed by The Music Research Institute at the University of Kansas.

“Music and arts education are a priority at North Penn and that is reflected in the excellent musicians within our district,” said Dr. Todd M. Bauer, NPSD Superintendent. “This award is a testament to the outstanding educators in our district that give each student the opportunity to explore and learn.”

North Penn School District Receives National Award for Commitment to Student Health, Environment



The North Penn School District was recognized this week after receiving the Energy for Everyone Hero award from the Propane Education & Research Council. The national non-profit organization, which promotes clean energy initiatives, gave the district the award for their commitment to student health and the environment by operating a near-zero emissions propane school bus fleet. Dennis Ryan, coordinator for transportation at North Penn, accepted the award during a celebration event at the district.

Propane school buses are proven to reduce harmful pollutants that can damage young children’s lungs and negatively affect the local air quality by 94 percent compared to diesel. The buses are also a low-carbon option to reduce greenhouse gas emissions.

“North Penn is a leader in school transportation because they understand that there are cleaner, safer, and healthier ways to get our children to school than on the diesel school bus you and I rode on years ago,” said Steve Whaley, director of autogas business development with the Propane Council. “Not only are the propane buses a benefit to the students, but the community has improved air quality, the environment is better off, and the district saves money with every bus. It’s a win for everyone and should be applauded.”

At the start of the new school year, 104 of North Penn’s 126 bus routes will be powered by propane or about 83 percent. As older diesel buses are phased out, North Penn is replacing them with new propane models. By 2026, the fleet will be 100 percent propane. With this initiative, North Penn is reducing its fuel and operating costs by several thousand dollars. It’s money that goes back into the school system for the students.

“Ultimately we are here to support our student’s learning and health by putting additional clean, near-zero emissions buses on the road every day,” said Ryan. “This project was done to reduce operational costs and have those savings continue to go toward our student’s education.”

“This project is an excellent example of how the North Penn School District strives to make its support services programs, like transportation, more efficient and cost-effective in order to drive more money into the instructional program,” said Steven Skrocki, Chief Financial Officer of NPSD. “The propane buses cost less to operate and delivers a lower total cost of ownership than diesel buses.”

Every day, 1.3 million children ride to school in 22,000 school buses across this country. Propane buses are currently in more than 1,000 school districts in 48 states. To learn more about propane school buses, visit BetterOurBuses.com.

York Avenue Elementary Teacher Wins VFW Teacher of the Year Award



York Avenue Elementary autistic support teacher Brianna Vandegrift has won the Veterans of Foreign Wars (VFW) Teacher of the Year Award from local VFW Post 32 in Lansdale.

This award is given to teachers who represent the best of their communities, inspiring students to be better every day. Teachers should promote civic responsibility and encourage their students to be active community members.

“Brianna is one of the most caring, committed, and focused educators I have had the pleasure to know. Her classroom is warm, respectful, and welcoming to all,” said Dipa Richardson, Principal of York Avenue Elementary. “Brianna is the type of educator who will do whatever it takes to understand the realities and complex needs of all her students, including her culturally and linguistically diverse students. Families, including

our language learners, feel comfortable speaking with her and know her to be a champion for all students. York Avenue is lucky to have her!”

North Penn School District
2023-2024 Budget

Glossary

Accounting method – The method by which income and expenses are reported. The District uses two methods of accounting:

- **Full accrual** - An accounting method that measures the performance and position of a company by recognizing economic events regardless of when cash transactions occur. The general idea is that economic events are recognized by matching revenues to expenses (the matching principle) at the time in which the transaction occurs rather than when payment is made (or received).
- **Modified accrual** - An accounting method commonly used by government agencies that combines accrual-basis accounting with cash-basis accounting. Modified accrual accounting recognizes revenues when they become available and measurable and, with a few exceptions, recognizes expenditures when liabilities are incurred.

Act 1 - Special Session Act 1 of 2006, the Taxpayer Relief Act, was signed on June 27, 2006, and modified in June 2011 by Act 25 of 2011. This law eases the financial burden of home ownership by providing school districts the means to lower property taxes to homeowners, especially senior citizens, via the funding provided by gaming revenue. Act 1 establishes an index rate in which property tax millage cannot be raised by unless exceptions are granted to the District.

Assessed value - The dollar value assigned to a property for purposes of measuring applicable taxes. Assessed valuation is used to determine the value of a residence for tax purposes and takes comparable home sales and inspections into consideration. It is the price placed on a home by the corresponding government municipality to calculate property taxes.

Board of School Directors – The elected or appointed body which has been created by state law and vested with responsibilities for educational activities in a given geographic area. The District is governed by a Board of School Directors.

Bond - A bond is a debt investment in which an investor loans money to an entity (typically corporate or governmental) which borrows the funds for a defined period of time at a variable or fixed interest rate. Bonds are used by companies, municipalities, states and sovereign governments to raise money and finance a variety of projects and activities. Owners of bonds are debtholders, or creditors, of the issuer.

Budget - An estimation of the revenue and expenses over a specified future period of time.

Capital expenditure - Funds used by a district to acquire or upgrade physical assets such as property, buildings or equipment. These expenditures can include everything from repairing a roof to a building, to purchasing a piece of equipment, or building a brand-new school.

Debt limit - The statutory borrowing limit of a district under the Local Government Unit Debt Act (Act 52 of 1978) is computed as a percentage of the School District's "Borrowing Base". The "Borrowing Base" is defined as the annual arithmetic average of "Total Revenues" (as defined by the Debt Act), for the three full fiscal years ended next preceding the date of incurring the debt. Under the Debt Act as presently in effect, no school district shall incur any nonelectoral debt or lease rental debt if the aggregate net principal amount of such new debt, together with any other net nonelectoral debt and lease rental debt then outstanding, would cause the net nonelectoral debt plus net lease rental debt to exceed 225% of the Borrowing Base.

Debt service - The cash that is required for a particular time period to cover the repayment of interest and principal on a debt.

Exceptions - A school district that adopts a preliminary budget with real estate taxes that exceed its index may seek approval for referendum exceptions to increase tax rates by more than its adjusted index. Section 333 of the Taxpayer Relief Act, as amended by Act 25 of 2011, provides for four exceptions that require approval by the Pennsylvania Department of Education including special education expenditures and PSERS retirement contributions.

North Penn School District
2023-2024 Budget

Expenditures – Charges incurred, whether paid or not, which benefit the current fiscal period.

Fiscal year – The twelve-month period of time which the annual budget applies, and at the end of which, the District determines its financial position and results of its operations. This period is normally from July 1 to June 30.

Function – An expenditure dimension that captures activity aimed towards accomplishing a specific purpose. Examples include regular education, special education, and transportation services.

Fund – A fiscal or accounting entity with a self-balancing set of accounts recording financial transactions.

Fund balance – The excess of assets in a fund over its liabilities and reserves.

GASB – The Governmental Accounting Standards Board is the source of generally accepted accounting principles used by State and Local governments in the United States. The mission of the Governmental Accounting Standards Board is to establish and improve standards of state and local governmental accounting and financial reporting that will result in useful information for users of financial reports and guide and educate the public, including issuers, auditors, and users of those financial reports.

LEA – Local Education Agency such as a school district.

Levy – The act of imposing a tax or assessment.

Mill – The current property tax rate per thousand dollars of assessed value. One mill is equal to \$1.00 per \$1,000 of assessed value.

Object – An expenditure dimension that describes the service or commodity obtained for a specific expenditure. Examples include salaries, benefits, supplies, and equipment.

OPEB - Other Postemployment Benefits (or OPEB) are benefits (other than pensions) that U.S. state and local governments provide to their retired employees. These benefits principally involve health care benefits, but also may include life insurance, disability, legal and other services.

PSERS – The Public School Employees’ Retirement System (PSERS) is an agency of the Commonwealth of Pennsylvania that administers the pension plan for Pennsylvania’s public school employees. Under the Internal Revenue Service (IRS) Code, the PSERS pension plan is classified as a 401(a) governmental defined benefit plan. A defined benefit plan means that the retirement benefit is determined by a formula which includes a retirement factor, years of credited service, and the final average salary.

Revenue – Monies received from taxes, fees, state and federal subsidies, and other sources that are available to the District to fund expenditures.

Self-insured - Type of plan usually present in larger companies where the employer itself collects premiums from enrollees and takes on the responsibility of paying employees’ and dependents’ medical claims.